

BUTLLETI

DE

SUMARIS

Desembre 2011



COL·LEGI OFICIAL D'ODONTÒLEGS I ESTOMATÒLEGS DE CATALUNYA
BIBLIOTECA.

TRAVESSERA DE GRÀCIA, 93-95 08006 BARCELONA TL. 93 3101555 FAX
e-mail: madal@coec.net

PRESENTACIÓN

El propósito principal de un Boletín de Sumarios es la máxima difusión de la información actualizada que proporcionana las publicaciones periódicas. El Boletín de Sumarios del COEC reúne, mensualmente, los sumarios de las revistas de Odontostomatología y de materias afines que se reciben en la Biblioteca.

En cada número se da la relación de los títulos de estas revistas a continuación de la presentación. Los sumarios estan ordenados, en el Boletín, alfabéticamente por el título, siendo también accesibles por la materia general de la revista mediante el Indice de Materias del Boletín.

Esta compilación bibliográfica permite aproximar el perfil de interés del lector al contenido de las principales publicaciones periódicas de Odontostomatología, sin necesidad de estar suscrito a ellas. Todas las revistas relacionadas se encuentran en la Biblioteca, de manera que el usuario puede pedir, si le interesa, copia de cualquier artículo citado.

REVISTAS INCLUIDAS EN NUESTRO BOLETIN

- American Jnl. of Orthodontics & Dentofacial Orthopedics
- Avances en Periodoncia e Implantología oral
- Boletín COEA. (IL. Col. Of. De Odont. Y Estomatol. De Alicante)
- British Dental Journal
- Clinical Oral Implant Research
- Community Dentistry & Oral Epidemiology
- Dental Materials
- European Jnl. of Orthodontics
- Gaceta dental
- Implant Dentistry
- International Journal of Prosthodontics
- Journal of the American Dental Association
- Journal of Clinical Periodontology
- Journal of Esthetic and Restorative Dentistry
- Journal of Prosthetic Dentistry
- Maxillaris
- Operative Dentistry
- Oral Surgery, Oral Medicine, Oral Pathology
- Quintessence
- Revista Internacional de Odontología Restauradora & Periodoncia
- Revista Internacional de Prótesis Estomatológica
- Revista Odontológica Granadina
- Revue d'Orthopédie Dentofaciales

Editorial

Create the vision. pg. 751 Kokich, V.G.

Letters & Miscellaneous

How good are you?. pg. 752 de Winter, F.R.

Studying the spatial character of the temporomandibular joint. pg. 752-753 Li, H.

Author's response. pg. 753 Vitral, R.W.F.

Perplexing relationship between bite force and occlusal contact area. pg. 753-754
Longquan, S.

Asymptomatic third molars. pg. 754 Rankin, K.

Being statistically literate. pg. 754-755 Sivakumar, A.

Are we legally in the right?. pg. 755 Umesan, U. K.; Lay, C.K.; Balakrishnan, P.

Concern about space for the tongue. pg. 756 Waese, S.

Author's response. pg. 756 Zou, S.

Silver solder toxicity? Show me the evidence. pg. 756-757 Zahrowski, J.J.

Author's response. pg. 757-758 Freitas, M.P.M.

When patients are used as currency. pg. 759 Greco, P.M.

Articles

Associations between sleep-disordered breathing symptoms and facial and dental morphometry, assessed with screening examinations. pg. 762-770 Huynh, N.T. ;
Morton, P.D. ; Rompre, P.H.

Space changes after premature loss of deciduous molars among Brazilian children.
pg. 771-778 Macena, M.C.B.; Tornisiello Katz, C.R.; Heimer, M.V.

Release of bisphenol A from resin composite used to bond orthodontic lingual retainers. pg. 779-789 Kang, Y.G.; Kim, J.Y.; Kim, J.

Three-dimensional assessment of maxillary changes associated with bone anchored maxillary protraction. pg. 790-798 Nguyen, T.; Cevitanes, L.; Cornelis, M.A.

In-vitro and in-vivo study of periodontal ligament cryopreserved with a magnetic field. pg. 799-805 Kamada, H.; Kaku, M.; Kawata, T.

Cortical bone thickness and bone depth of the posterior palatal alveolar process for mini-implant insertion in adults. pg. 806-811 Baumgaertel, S.

Association between dental floss use and gingival conditions in orthodontic patients. pg. 812-821 Zanatta, F.B.; Moreira, C.H.C.; Rosing, C.K.

Applicant selection procedures for orthodontic specialty programs in the United States: Survey of program directors. pg. 822-827e4 Galang, M.T.S. ; Yuan, J.C.C.; Lee, D.J.

Transverse maxillary arch form and mandibular asymmetry in patients with posterior unilateral crossbite. pg. 828-838 Ferro, F.; Spinella, P.; Lama, N.

Differences in craniofacial and dental characteristics of adolescent Mexican Americans and European Americans. pg. 839-847 Vela, E.; Taylor, R.W. ; Campbell, P.M.

Dental age assessment in patients with maxillary canine displacement. pg. 848-855 Naser, D.H.; Abu Alhaija, E.S.

Patterns of third-molar agenesis and associated dental anomalies in an orthodontic population. pg. 856-860 Celikoglu, M.; Bayram, M.; Nur, M.

Nonsurgical treatment of a Class III patient with a lateral open-bite malocclusion. pg. 861-868 Bilodeau, J.E.

Treatment of an adult with several missing teeth and atrophic old mandibular first molar extraction sites. pg. 869-878 Saga, A.Yukio ; Maruo, I.T.; Maruo, H.

Control of maxillary dentition with 2 midpalatal orthodontic miniscrews. pg. 879-885 Kang, Y.G.; Kim, J.Y.; Nam, J.H.

Combined 3-dimensional and mirror-image analysis for the diagnosis of asymmetry. pg. 886-894 Damstra, J.; Oosterkamp, B.C.M.; Jansma, J.

Faces in 4 dimensions: Why do we care, and why the fourth dimension?. pg. 895-899 Trotman, C.A.

Failing the ABO examination: Admissible evidence?. pg. 900-901 Jerrold, L.

Randomization. Part 2: Minimization. pg. 902-904 Pandis, N.

AVANCES

EN PERIODONCIA E IMPLANTOLOGIA ORAL

VOLUMEN 23 • NÚMERO 3 • DICIEMBRE 2011

SUMARIO

| | |
|---|-----|
| A nuestros lectores | 153 |
| Tratamiento periodontal quirúrgico: Revisión. Conceptos. Consideraciones. Procedimientos. Técnicas | 155 |
| MATOS CRUZ R, BASCONES-MARTÍNEZ A | |
| Revisión bibliográfica de Implantología Bucofacial del año 2009. 2ª Parte | 171 |
| SÁNCHEZ GARCÉS MA, AZNAR ARASA LL, ALVIRA GONZÁLEZ J, ESQUEMBRI BESCÓS N, FERRIOL FIOL N, LÓPEZ RAMÍREZ M, MIR MARÍ J, VARGAS ESPINOSA ML, GAY ESCODA C | |
| Propiedades biomecánicas y proceso de esterilización de las matrices alodérmicas usadas en periodoncia | 187 |
| ARDILA MEDINA CM | |
| Biopelículas como expresión del mecanismo de quorum sensing: Una revisión | 195 |
| DÍAZ CABALLERO AJ, VIVAS REYES R, PUERTA L, AHUMEDO MONTERROSA M, ARÉVALO TOVAR L, CABRALES SALGADO R, HERRERA HERRERA A | |

ACEPTADA EN EL ÍNDICE BIBLIOGRÁFICO ESPAÑOL EN CIENCIAS DE LA SALUD (IBECS) Y EN SCIELO.

LAS DIRECCIONES DE INTERNET PARA ENCONTRAR LAS REVISTAS SON LAS SIGUIENTES:

AVANCES EN ODONTOESTOMATOLOGÍA

http://scielo.isciii.es/scielo.php/script_sci_serial/pid_0213-1285/Ing_es/nr

AVANCES EN PERIODONCIA E IMPLANTOLOGÍA ORAL


http://scielo.isciii.es/scielo.php/script_sci_serial/pid_1130-1457/Ing_es/nr



Accessory nerve (cranial nerve XI)



Fixed braces are best and cheapest p507



Research encouraged among hygienists and therapists p508

BDJ

BRITISH DENTAL JOURNAL
incorporating DENTAL BUSINESS

COVER IMAGE

ACCESSORY NERVE (CRANIAL NERVE XI)

The cover images in volume 211 of the Journal depict the 12 cranial nerves, showing both their origin in the brain and the areas that they innervate. This issue's cover features the accessory nerve, which controls the trapezius and sternocleidomastoid muscles.

Illustrated in watercolour by Joanna Culley BA (Hons) MMAA RMIP, Medical and Scientific Artist
www.medical-artist.com
Tel: +44 (0)203 287 7202

EDITORIAL

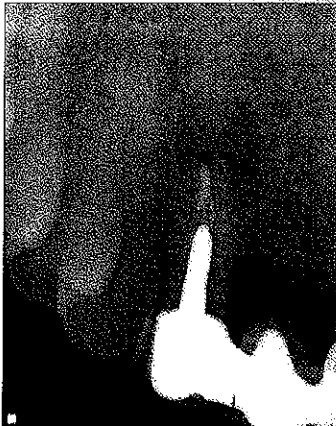
- 501 The ethics of cosmetics
Stephen Hancocks OBE

LETTERS

- 503 RVG glove
NHS astonishment
Calling disabled dentists
- 504 Does it work?
Well equipped patients
- 505 An advised choice
Disease risk

NEWS

- 507 Fixed braces are best and cheapest
GDC announcements
Evolution of oral medicine celebrated
- 508 Honours, awards, appointments
Research encouraged among hygienists and therapists
State-of-the-art facility for Newcastle
BDA celebrates excellence in dentistry
Name change for BSSPD
- 509 Volunteers needed to promote careers in dentistry
Global leaders unite in fight against caries



Periapical radiolucency associated with an endodontically treated tooth p517

OPINION

- 511 An effective oral health promoting message?
W. Richards, T. Filippini

PRACTICE

- 517 Contemporary endodontics – part 2 VERIFIABLE CPD PAPER
S. Patel, J. J. Barnes

ABSTRACTS

- 525 A selection of abstracts of clinically relevant papers from other journals *John R. Radford*
 Cost-effectiveness of endodontic molar retreatment compared with fixed partial dentures and single-tooth implant alternatives
 Spontaneous re-eruption of a permanent maxillary central incisor after 15 years of ankylosis – a case report
 Commentary: Obesity-years—a new metric to measure health effects of obesity
 Causal assessment of smoking and tooth loss: a systematic review of observational studies

RESEARCH SUMMARIES

- 526 Summary of: 'Introducing care pathway commissioning to primary dental care: measuring performance'
 528 Summary of: 'Factors influencing the shade matching performance of dentists and dental technicians when using two different shade guides'

ONLINE RESEARCH PAPERS


- E22 Introducing care pathway commissioning to primary dental care: measuring performance
R. Harris, C. Bridgman, M. Ahmad, L. Bowes, R. Haley, S. Saleem, R. Singh, S. Taylor
DOI: 10.1038/sj.bdj.2011.1005
- E23 Factors influencing the shade matching performance of dentists and dental technicians when using two different shade guides
VERIFIABLE CPD PAPER
M. Alomari, R. G. Chadwick
DOI: 10.1038/sj.bdj.2011.1006

EDUCATION

- 531 Current trends in removable partial denture teaching in British dental schools
R. K. F. Clark, D. R. Radford, A. S. Juszczak



New centre of excellence p539



Intuitive design and functionality p541

CPD PROGRAMME

- 537 Answers to CPD questions included in the 12 November issue of the *BDJ*
- 538 CPD Article 1 – pages 517–524 and CPD Article 2 – online article E23

PRODUCT NEWS

- 539 New centre of excellence
 - Give your finances a check-up
 - All-ceramic restorations for less
- 540 Ambidextrous treatment centre
 - A new dimension in micromotors
 - Plaque attack
 - Endodontics via mentor
 - Caries detection by canary
- 541 Reliable handpiece repairs
 - Intuitive design and functionality
 - Curing on your wavelength
 - Imaging at your fingertips
- 542 Become an implant provider
 - Truly portable X-ray unit
 - Caries saliva test
 - New service to cut red tape

AGENDA

- 543 British Dental Association Extraordinary General Meeting

REVIEWS

- 575 Illustrated dental embryology, histology, and anatomy, 3rd edition
 - Challenging nature: wax-up techniques in aesthetics and functional occlusion
- 576 QDT 2011: quintessence of dental technology

Review editorial content online at:

www.bdj.co.uk

BDJ
BRITISH DENTAL JOURNAL

CLINICAL ORAL IMPLANTS RESEARCH

Discover this journal online at
WILEY ONLINE LIBRARY
wileyonlinelibrary.com/journal/clr

Volume 22 · Number 12 · December 2011

Contents

Review

- Quality assessment of randomised controlled trials of dental implant surgery and prosthodontics published from 2004 to 2008: a systematic review 1338 *J. Vere* & *R. Joshi*

Original Articles

- The use of human hypertrophic chondrocytes-derived extracellular matrix for the treatment of critical-size calvarial defects 1346 *N. Donos, F. Graziani, N. Mardas* & *L. Kostopoulos*
- Early and immediate loading of titanium implants with fluoride-modified surfaces: results of 5-year prospective study 1354 *C. Mertens* & *H. G. Steveling*
- Heat production during different ultrasonic and conventional osteotomy preparations for dental implants 1361 *A. Rashad, A. Kaiser, N. Prochnow, I. Schmitz, E. Hoffmann* & *P. Maurer*
- Lateral bone augmentation with newly developed β -tricalcium phosphate block: an experimental study in the rabbit mandible 1366 *D. Ono, R. Jimbo, G. Kawachi, K. Ioku, T. Ikeda* & *T. Sawase*
- Immediate loading after implant placement following tooth extraction up-regulates cellular activity in the dog mandible 1372 *R. Sato, K. Matsuzaka, E. Kokubu* & *T. Inoue*
- The influence of margin location on the amount of undetected cement excess after delivery of cement-retained implant restorations 1379 *T. Linkevicius, E. Vindasiute, A. Puisys* & *V. Peculiene*
- Cutting characteristics of ultrasonic surgical instruments 1385 *D. Parmar, M. Mann, A. D. Walmsley* & *S. C. Lea*
- The effects of bone grafting material and a collagen membrane in the ridge splitting technique: an experimental study in dogs 1391 *J.-Y. Han, S.-I. Shin, Y. Herr, Y.-H. Kwon* & *J.-H. Chung*
- Aesthetics of implant-supported single anterior maxillary crowns evaluated by objective indices and participants' perceptions 1399 *V. H. Vilhjálmsson, K. S. Klock, K. Størksen* & *A. Bårdsen*
- Intramembraneous bone tissue responses to calcium sulfate: an experimental study in the rabbit maxilla 1404 *A. Dasmah, L. Sennnerby, L. Rasmusson* & *M. Hallman*
- Crestal bone loss evaluation in osseointegrated platform implants: a 5-year study 1409 *J. L. Calvo-Guirado, G. Gómez-Moreno, L. López-Marí, J. Guardia, B. Negri* & *J. M. Martínez-González*
- Demonstration of the accessory mental foramen using rotational panoramic radiography compared with cone-beam computed tomography 1415 *M. Naitoh, K. Yoshida, K. Nakahara, K. Gotoh* & *E. Ariji*
- Reliability of the vertical magnification factor on panoramic radiographs: clinical implications for posterior mandibular implants 1420 *L. Vazquez, Y. Nizam Al Din, U. C. Belsler, C. Combescuré* & *J.-P. Bernard*
- Effect of oxygen plasma immersion ion implantation treatment on corrosion resistance and cell adhesion of titanium surface 1426 *C.-H. Yang, Y.-T. Wang, W.-F. Tsai, C.-F. Ai, M.-C. Lin* & *H.-H. Huang*
- The effect of combined delivery of recombinant human bone morphogenetic protein-2 and recombinant human vascular endothelial growth factor 165 from biomimetic calcium-phosphate-coated implants on osseointegration 1433 *M. Ramazanoglu, R. Lutz, C. Ergun, C. von Wilmsowsky, E. Nkenke* & *K. A. Schlegel*
- One-year clinical and radiographic assessment of fluoride-enhanced implants on immediate non-functional loading in posterior maxilla and mandible: a pilot prospective clinical series study 1440 *M. Rismanchian, A. Fazel, V. Rakhshan* & *G. Eblaghian*
- Characteristics and dimensions of the Schneiderian membrane: a radiographic analysis using cone beam computed tomography in patients referred for dental implant surgery in the posterior maxilla 1446 *S. F. M. Janner, M. D. Caversaccio, P. Dubach, P. Sendi, D. Buser* & *M. M. Bornstein*

This journal is available online at Wiley Online Library.
Visit wileyonlinelibrary.com/journal/clr to search the
articles and register for table of contents e-mail alerts.

Clinical Oral Implants Research is covered by Current Contents®/Clinical Medicine,
the Science Citation Index®, and SciSearch®.

Printed in Malaysia
ISSN:0905-7161

Equity, social determinants and public health programmes - the case of oral health.

Editorial

pg. 481-487 Petersen, P.E.; Kwan, S.

Equality in adults' oral health in Norway. Cohort and cross-sectional results over 33 years. pg. 488-497 Holst, D. ; Schuller, A.A.

Caries prevalence and severity, and quality of life in Brazilian 2- to 4-year-old children. pg. 498-504 Gradella, C.M.F. ; Bernabe, E.; Bonecker, M.

Quality of life and psychosocial outcomes after fixed orthodontic treatment: a 17-year observational cohort study. pg. 505-514 Arrow, P.; Brennan, D. ; Spencer, John A.

Development of a specific indicator of the well-being of wearers of removable dentures. pg. 515-524 Montero, J.; Bravo, M.; Lopez-Valverde, A.

The risk of temporomandibular disorder in patients with depression: a population-based cohort study. pg. 525-531 Liao, C.H.; Chang, C.S.; Chang, S.N.

Temporomandibular disorder patients' journey through care. pg. 532-541 Durham, J.; Steele, J.; Moufti, A. M.

Sense of coherence and its relationship with oral health-related behaviour and knowledge of and attitudes towards oral health. pg. 542-553 Lindmark, U. ; Hakeberg, M. ; Hugoson, A.

A comparison of three continuous scales used to determine the prevalence of clinically significant dental fear.

pg. 554-563 Armfield, J. M.

Dentists' use of caries risk assessment and individualized caries prevention for their adult patients: findings from The Dental Practice-Based Research Network. pg. 564-573 Riley, J.L.; Gordan, V.V.; Ajmo, C.T.



Contents

Review

- 1197 **Spotlight on bond strength testing—Unraveling the complexities**
L. Roeder, P.N.R. Pereira, T. Yamamoto, N. Ilie, S. Armstrong, J. Ferracane

Original articles

- 1204 **Pressed ceramics onto zirconia. Part 1: Comparison of crystalline phases present, adhesion to a zirconia system and flexural strength**
J.E. Choi, J.N. Waddell, B. Torr, M.V. Swain
- 1213 **Effect of surface treatments on adhesion of low-fusing porcelain to titanium as determined by strain energy release rate**
S.E. Elsaka, M.V. Swain
- 1221 **Surface morphology and mechanical properties of new-generation flowable resin composites for dental restoration**
M. Salerno, G. Derchi, S. Thorat, L. Ceseracciu, R. Ruffilli, A.C. Barone
- 1229 **In vitro validation of a shape-optimized fiber-reinforced dental bridge**
Y. Chen, H. Li, A. Fok
- 1238 **In situ evaluation of a new silorane-based composite resin's bioadhesion properties**
D. Claro-Pereira, B. Sampaio-Maia, C. Ferreira, A. Rodrigues, L.F. Melo, M.R. Vasconcelos
- 1246 **A comparison of bond strengths measured using cantilever bending and micro-tensile methods**
J. Li, H. Li, X. Yun, A.S.L. Fok
- 1252 **Failure responses of a dental porcelain having three surface treatments under three stressing conditions**
Y.-J. Yi, J.R. Kelly
- 1259 **Flexural strength and failure modes of layered ceramic structures**
M. Borba, M.D. de Araújo, E. de Lima, H.N. Yoshimura, P.F. Cesar, J.A. Griggs, A. Della Bona
- 1267 **Effect of impact velocity and specimen stiffness on contact forces in a weight-controlled chewing simulator**
S. Rues, G. Huber, P. Rammelsberg, T. Stober
- 1273 **Three-dimensional fit of CAD/CAM-made zirconia copings**
O. Moldovan, R.G. Luthardt, N. Corcodel, H. Rudolph
- 1279 **Mapping the tetragonal to monoclinic phase transformation in zirconia core dental crowns**
M. Allahkarami, J.C. Hanan
- 1285 **Mechanical behavior of post-restored upper canine teeth: A 3D FE analysis**
P. Ausiello, P. Franciosa, M. Martorelli, D.C. Watts
- 1295 **Development of a discriminatory biocompatibility testing model for non-precious dental casting alloys**
E.L. McGinley, G.J.P. Fleming, G.P. Moran

Online only article

- e213 **Marginal analysis of resin composite restorative systems using optical coherence tomography**
G.Q.M. Monteiro, M.A.J.R. Montes, A.S.L. Gomes, C.C.B.O. Mota, S.L. Campello, A.Z. Freitas

Indexing Services

Dental Materials is indexed by *Index Medicus*, *BIOSIS*, *Current Contents*, *SciSearch*, *Research Alert*, *UnCover*, *Reference Update*, *UMI*, *Silver Platter*, *Excerpta Medica*, *CAB International* and *CINAHL*. The journal is available in microfilm from *UMI*.

Available online at www.sciencedirect.com

SciVerse ScienceDirect

This journal is part of Science Direct's free alerting service which sends tables of contents and favourite topics for Elsevier books and journals. You can register by clicking "Alerts" at www.sciencedirect.com



Amsterdam • Boston • London • New York • Oxford • Paris • Philadelphia • San Diego • St. Louis

European Journal of Orthodontics.

Vol.33 Núm.6 (2011)

Articles

Baccetti, T. **An RCT on treatment of palatally displaced canines with RME and/or a transpalatal arch** P.601-607

Algera, T.J. **A comparison of finite element analysis with *in vitro* bond strength tests of the bracket-cement-enamel system** P.608-612

Spasov, A. **Differential expression of myosin heavy chain isoforms in the masticatory muscles of dystrophin-deficient mice** P.613-619

Sever, E. **Relationship between masticatory cycle morphology and unilateral crossbite in the primary dentition** P.620-627

Thieme, K.M. **Variations in cyclic mandibular movements during treatment of Class II malocclusions with removable functional appliances** P.628-635

Kurt, H. **The effects of two methods of Class III malocclusion treatment on temporomandibular disorders** P.636-641

Jonke, E. **Left/right asymmetries and open/closed differences of interdental forces in the mandible** P.642-646

Meyer-Marcotty, P. **Three-dimensional perception of facial asymmetry** P.647-653

Uchida, Y. **Relationship between masseter muscle size and maxillary morphology** P.654-659

Whang, C.S.Z. **An *in vitro* investigation of peak insertion torque values of six commercially available mini-implants** P.660-666

Saraç, Y.S. **Effects of surface-conditioning methods on shear bond strength of brackets bonded to different all-ceramic materials** P.667-672

Goldberg, A.J. **Viscoelastic properties of an aesthetic translucent orthodontic wire** P.673-678

Ghaffar, F. **Effect of extraction of first four premolars on smile aesthetics** P.679-683

Pandis, N. **Randomization in clinical trials in orthodontics: its significance in research design and methods to achieve it** P.684-690

Türköz, C. **Evaluation of extraction and non-extraction treatment effects by two different superimposition methods** P.691-699

Toman, H.A. **Skeletal, dentoalveolar, and soft tissue cephalometric measurements of Malay transfusion-dependent thalassaemia patients** P.700-704

Capelli Junior, J. **Matrix metalloproteinases and chemokines in the gingival crevicular fluid during orthodontic tooth movement** P.705-711

Chhibber, A. **Cephalometric comparison of vertical changes between Begg and preadjusted edgewise appliances** P.712-720

Normando, D. **A clinical photogrammetric method to measure dental arch dimensions and mesio-distal tooth size** P.721-726

Kilic, N. **Effects of the functional regulator III on transversal changes: a postero-anterior cephalometric and model study** P.727-731

ACTUALIDAD

10

- Todo a punto para el XXXII Congreso Nacional y XII Congreso Internacional de Odontología y Estomatología 10
- Un estudio sueco afirma que los niños prematuros tienen dientes más pequeños que el resto..... 11
- La Federación Nacional de Higienistas Bucodentales celebró su XXIII Curso Nacional de Formación Continuada 12
- Nueva campaña de la Salud de las Encías..... 12
- El XII Foro del nuevo Ciclo de Actualidad, organizado por el COEM, propone un pacto de Estado para combatir la crisis 14
- El Observatorio Español para la Seguridad del Paciente Odontológico continúa trabajando en la prevención de riesgos clínicos 14
- Campaña de concienciación de SEPA y la Fundación SED sobre la interacción entre diabetes y enfermedad periodontal 16
- Las clínicas dentales podrán tener el sello de «Espacio Cardioprotectado»..... 16
- Descubren los dientes de *Homo sapiens* más antiguos de Europa 17
- Las XVII Jornadas de ACADEN se celebran con éxito en Granada 20
- El Colegio de Dentistas de Aragón inaugura el curso 2011-2012..... 22
- «In memoriam» Teresa Aguilar, por el Colegio de Higienistas Dentales de la Comunidad de Madrid..... 22
- Subastan un diente de John Lennon..... 22
- Mesa redonda «Especialidades en Odontología» en el COEMU 22
- Córdoba acogió el XI Congreso de SEMO y la IX Reunión de la Academia Iberoamericana de Medicina y Patología Bucal..... 24
- Presentación del libro «Psicología en la Clínica Dental», escrito por el doctor Javier González Sanz 24
- Más de 450 profesionales asisten en León al Congreso de la AEDE..... 26
- La EAO celebra en Atenas su 20º Encuentro Anual y anuncia la elección de una nueva junta directiva..... 28
- Premio al mejor artículo de cirugía bucal de SECIB para un trabajo del IDIBELL..... 28
- 120 colegiados de la VIII Región han realizado ya el curso de Reanimación Cardiopulmonar y de tratamiento del Broncoespasmo 30

- Acción benéfica del Colegio de Dentistas de Santa Cruz de Tenerife en un comedor social 30
- La limpieza dental reduce el riesgo de sufrir infartos y ACVS 30
- Íñigo y Pardo inauguran el Ciclo Científico del COEM..... 32
- Los Colegios de Dentistas de Cádiz y Córdoba celebran cursos sobre «Iniciación a la Peritación en Juicio»..... 34
- La SEI asiste en Las Vegas al 60º Congreso Anual de la Academia Americana de Implantología Dental (AAID) 36
- El Colegio Oficial de Protésicos Dentales de Galicia celebra con éxito las I Jornadas Galaico Portuguesas 38
- SEDCYDO reúne a más de 125 participantes en el I módulo del Curso de Formación Continuada 40
- SEPEs, invitada en el Simposio de la Sociedad Española de Endodoncia de Madrid 40
- Se celebran las reuniones de las comunicaciones finalistas del premio científico del COHDCV.. 42
- El COEM inicia un nuevo ciclo de conferencias científicas 43
- El Colegio de Protésicos Dentales de Madrid ofrece mejores pólizas a través de ASOPRODENTES..... 43
- El equipo docente de Cirugía Bucal de la Universidad de Sevilla consigue la certificación AENOR - IQNet ISO 9001:2008 44
- El departamento de Salud del Gobierno de Navarra imparte una charla en el COENA 44
- El conocimiento de la gestión y la organización de la clínica dental ofrece una ventaja competitiva a los profesionales..... 46

EXPODENTAL

48

- Luis Garralda, presidente del Comité Organizador de Expodental..... 48

TRIBUNA

53

- Actualizaciones y reformas que afectan a los laboratorios protésicos, por Gonzalo Lucendo y Jesús Muñoz, asesores de la Asociación Empresarial de Prótesis Dental de Madrid 53

ENTREVISTA

56

- Dr. Juan Ángel Sánchez-Harguindey, premio Santa Apolonia 2011 del Consejo General de Dentistas de España 56

Dr. Sergio López Lozano, premio Dentista del Año 2010 del Consejo General de Dentistas de España 60

BIBLIOTECA GACETA DENTAL 66

CIENCIA 68

Manejo de tejidos blandos en implantología oral, por la Dra. Olga Martínez Álvarez y colabs.... 68

Regeneración en tejidos orales mediante células madre, por la Dra. Daniella Sanguino y colabs. Artículo ganador en los XI Premios Fin de Carrera de Odontología Gaceta Dental..... 94

CASO CLÍNICO 116

Aplicación de la microscopía y la tecnología ultrasónica en la cirugía periapical, por el Dr. Ramón Rodríguez y colabs..... 116

FICHAS 130

Rehabilitación funcional y estética de la sonrisa: implantes, circonio, disilicato de litio puro, por el Dr. Luis Cuadrado y colabs..... 130

LABORATORIO 142

«Just Zirconia», prótesis exclusivamente en zirconio translúcido, por Rocío Y. Aragoneses 142

INFORME 152

Obturaciones de primera clase, por el Dr. Walter Denner 152

MERCADO DENTAL 160

El número de pacientes y de prótesis en clínicas

dentales vuelve a sufrir una ligera contracción, por Roberto Rosso 160

GESTIÓN 164

La clínica dental excelente (V), por Marcial Hernández 164

CLAVES MULTIMEDIA 168

Las fechas señaladas, por Iñaki Lauret..... 168

FOTOGRAFÍA DIGITAL 176

Por Marcel Martín..... 176

EMPRESAS 178

PRODUCTOS 192

AGENDA 204


ANUNCIOS BREVES 238

CALENDARIO DE CONGRESOS 242

DIRECTORIO 244

Folleto de erratas

En el número 230 de Gaceta Dental, en su página 50, en el artículo de presentación del Congreso SEI 2012 se explicaba que el Symposium de Higienistas Orales estaba dirigido por D. Rosano Velarde, presidenta del Colegio de Higienistas de Valencia. El cargo es incorrecto pues es presidenta del Colegio de Higienistas de la Comunidad Valenciana.



Las fracturas cerámicas ya tienen solución clínica con ReVeneer™

- Sin grabado previo en huecos (como los óxidos)
- Técnica mínimamente invasiva
- No utiliza Silano como primer (se hidrofiza)
- Gran adhesividad
- Uso universal
- Aplicable sobre todo tipo de cerámicas (dieses, zirconos y cristallinos cerámicos, Invenio, Zircono de aluminio)
- Polimerizado con lámparas convencionales (halógenas, LED y plasma)

SCHÜTZ DENTAL GROUP C/ Bravo Murillo, 158 - 28002 Madrid
Tel: +34 91 571 9540
E-mail: schuetz@dentalespana.es

www.schuetz-dentalespana.es

Implant Dentistry Volume 20(6) December 2011

Maxillary Sinus Augmentation: Concerns and Preparedness. pg. 397 Kraut, R.A.
Editorial

Maxillary Sinus Surgery and Alternatives in Treatment. pg. 398-399 Misch, C.M. Book
or Media Review

Dental Implant Migration in Grafted Maxillary Sinus. pg. 400-405 Galindo-Moreno, P.;
Padial-Molina, M.; Sanchez-Fernandez, E.

Sinus Pathology and Anatomy in Relation to Complications in Lateral Window Sinus
Augmentation. pg. 406-412 Chan, H.L.; Wang, H.L.

Clinical Recommendation for Treatment Planning of Sinus Augmentation Procedures
by Using Presurgical CAT Scan Images: A Preliminary Report. pg. 413-417 Kutkut,
A.M.; Andreana, S.; Kim, H.

Postextraction Osteotome Sinus Floor Elevation Technique Using Plasma-Rich
Growth Factors. pg. 418-424 Taschieri, S.; Del Fabbro, M.

Controlled Hydrostatic Sinus Elevation: A Novel Method of Elevating the Sinus
Membrane. pg. 425-429 Kao, Daniel W. K. ; DeHaven, H.A.

Treatment of Severe Sinus Infection After Sinus Lift Procedure: A Case Report. pg.
430-433 Bandar A.; Hatton, M.N.; Andreana, S.

Flapless Approach to Maxillary Sinus Augmentation Using Minimally Invasive Antral
Membrane Balloon Elevation.
pg. 434-438 Mazor, Z.; Kfir, E.; Lorean, A.

Crestal Sinus Lift With Sequential Drills and Simultaneous Implant Placement in
Sites With <5 mm of Native Bone: A Multicenter Retrospective Study. pg. 439-444
Bernardello, F.; Righi, D.; Cosci, F.

Human Maxillary Sinuses Augmented With Mineralized, Solvent-Dehydrated Bone
Allograft: A Longitudinal Case Series. pg. 445-454 Annibaldi, S.; Cristalli, M.P.; La
Monaca, G.

Maxillary Sinus Floor Augmentation Using Bovine Bone Grafts With Simultaneous Implant Placement: A 5-Year Prospective Follow-Up Study. pg. 455-459 Ozkan, Y.; Akoglu, B.; Kulak-Ozkan, Y.

Clinical Evaluation of Demineralized Bone Allograft for Sinus Lifts in Humans: A Clinical and Histologic Study. pg. 460-464 Won, Y.H.; Kim, S.G.; Oh, J.S.

Bone-Added Osteotome Technique Versus Lateral Approach for Sinus Floor Elevation: A Comparative Radiographic Study. pg. 465-470 Kim, S.M. ; Park, J.W.

Clinical Study of Graft Materials Using Autogenous Teeth in Maxillary Sinus Augmentation. pg. 471-475 Jeong, K.I.; Kim, S.G.; Kim, Y.K.

Survival Rates of Implants Inserted in the Maxillary Sinus Area by Internal or External Approach. pg. 476-479 Uckan, S.; Tamer, Y.; Deniz, K.

Indexes: 2011 VOLUME 20. pg. 480-487

- 495 Editorial: The ICP Notches up 14 Successes in a Row**
George A. Zarb
- 498 An Interview with Professor Frank Yuh-Yuan Shiau**
Li-Deh Lin
- 502 2011 ICP Poster Presentations**
- 505 Invited Commentary: Interpretive and Report Bias in Publications on Implants in Patients with Ectodermal Dysplasia**
Birgitta Bergendal
- 507 Does a Clinician's Sex Influence Treatment Decisions?**
Nicola U. Zitzmann/Elisabeth Zemp/Roland Weiger/Niklaus P. Lang/Clemens Walter
- 515 Effect of Repeated Firings on Microtensile Bond Strength of In-Ceram Alumina with Two Different Veneering Ceramics**
Atila Ertan/Bulem Yuzugullu/Senay Canay/Bahadır Ersu
- 517 Mastication in Subjects with Extremely Shortened Dental Arches Rehabilitated with Removable Partial Dentures**
Jackelyn Arce-Tumbay/Alfonso Sánchez-Ayala/Bruno Salles Sotto-Maior/
Plinio Mendes Senna/Nara Hellen Campanha
- 520 Implant Reconstruction of a Large Mandibular Defect Following Removal of a Nonossifying Fibroma**
Roy T. Hawkinson
- 523 Psychometric Properties of the Croatian Version of the Orofacial Esthetic Scale and Suggestions for Modification**
Sanja Persic/Sladjana Milardovic/Ketij Mehulic/Asja Celebic
- 534 Mandibular Overdentures with Immediate Loading: Satisfaction and Quality of Life**
Tânia de Freitas Borges/Francielle Alves Mendes/Terezinha Rezende Carvalho de Oliveira/
Vanderlei Luiz Gomes/Célio Jesus do Prado/Flávio Domingues das Neves

- 540 Influence of Two Functional Complete-Denture Impression Techniques on Patient Satisfaction: Dentist-Manipulated Versus Patient-Manipulated**
Kerstin Wegner/Martha Zenginel/Jochen Buchtaleck/Peter Rehmann/Bernd Wöstmann
- 544 Implant Dentistry Curriculum in Undergraduate Education: Part 2—Program at the Albert-Ludwigs University, Freiburg, Germany**
Birgit S. Kroeplin/Joerg R. Strub
- 557 Effect of Implant Diameter on Reliability and Failure Modes of Molar Crowns**
Amilcar C. Freitas-Júnior/Estevam A. Bonfante/Leandro M. Martins/Nelson R.F.A. Silva/
Leonard Marotta/Paulo G. Coelho
- 562 Application Times for the Single-Step/Double-Mix Technique for Impression Materials in Clinical Practice**
Frank Rupp/Odie Saker/Detlef Axmann/Jürgen Geis-Gerstorfer/Eva Engel
- 566 A Systematic Review of Ceramic Inlays in Posterior Teeth: An Update**
Christiaan W.P. Pol/Warner Kalk
- 576 Testing a Multistage Rating Scale for Clinical Evaluation of All-Ceramic Surfaces**
Johannes Schmitt/Stefan Holst/Manfred Wichmann/Matthias Göllner
- 582 Adhesion of Maxillofacial Silicone Elastomer to a Fiber-Reinforced Composite Resin Framework**
Rosita Kantola/Lippo Lassila/Pekka Vallittu
- 589 Improving Mechanical Properties of Maxillary Complete Dentures Through a Bioinspired Engineering Design**
James A.P. White/Ian P. Bond/Daryll C. Jagger
- 599 Index, Volume 24, 2011**
- 609 Upcoming Events**

SUMARIO



OPINIÓN

- 246 **Editorial.** Formación continuada, clave de futuro
Rosa María Vilariño Rodríguez

EN PORTADA

- 248 **Conexión.** La conexión entre el virus del papiloma humano y los carcinomas orofaríngeos de células escamosas en los Estados Unidos.
Implicaciones para la odontología
J. L. Cleveland, M. L. Junger, M. Saraiya, L. E. Markowitz, E. F. Dunne, J. B. Epstein



pág. 248

PRÁCTICA CLÍNICA

- 260 **Revisión.** Epidermólisis bullosa hereditaria. *Actualización y sugerencias para el tratamiento dental*
J. F. Feijoo, J. Bugallo, J. Limeres, D. Peñarrocha, M. Peñarrocha, P. Diz



INVESTIGACIÓN

- 270 **Recomendaciones.** Selladores dentales y caries. *Puntos de vista de los dentistas sobre las recomendaciones basadas en la evidencia*
M. Tellez, S. L. Gray, S. Gray, S. Lim, A. I. Ismail



- 279 **Artículo español.** Posibilidades terapéuticas en las lesiones del nervio dentario
J. Sanz Alonso, J. López-Quiles Martínez, J. Santos Marino, L. J. Rubio Alonso, J. M. Martínez-González



FORMACIÓN CONTINUADA

- 285 El programa de Educación Dental Continuada de JADA, dirigido a todos los odontoestomatólogos licenciados en España, ofrece a los lectores la oportunidad de obtener créditos de Educación Continuada.

Serum high-density lipoprotein cholesterol level associated with the extent of periodontal inflammation in type 1 diabetic subjects. pg. 1071-1077 Passoja, A.; Knuutila, M.; Hiltunen, L.

MMP-8 -799 C>T genetic polymorphism is associated with the susceptibility to chronic and aggressive periodontitis in Taiwanese. pg. 1078-1084 Chou, Y.H. ; Ho, Y.P.; Lin, Y.C.

Hydrogen-rich water attenuates experimental periodontitis in a rat model. pg. 1085-1090 Kasuyama, K.; Tomofuji, T.; Ekuni, D.

Ten-year longitudinal study of gingival recession in dentists. pg. 1091-1098 Matas, F.; Sentis, J.; Mendieta, C.

Application of self-regulation theory and motivational interview for improving oral hygiene: a randomized controlled trial. pg. 1099-1105 Godard, A.; Dufour, T.; Jeanne, S.

Treatment of experimental periodontal disease with antimicrobial photodynamic therapy in nicotine-modified rats. pg. 1106-1114 Garcia, V. G.; Fernandes, L.A.; Macarini, V.C.

Potential impact of surgical periodontal therapy on oral health-related quality of life in patients with periodontitis: a pilot study. pg. 1115-1121 Saito, A.; Ota, K.; Hosaka, Y.

Acellular dermal matrix allograft versus subepithelial connective tissue graft in treatment of gingival recessions: a 5-year randomized clinical study. pg. 1122-1129 Moslemi, N.; Jazi, M.M.; Haghigati, F.

Engineering of a periodontal ligament construct: cell and fibre alignment induced by shear stress. pg. 1130-1136 Kim, S.G.; Kim, S.G.; Viechnicki, B.

Impaired force control during food holding and biting in subjects with tooth- or implant-supported fixed prostheses. pg. 1137-1146 Svensson, K.G. ; Trulsson, M.

Vertical bone augmentation with 3D-synthetic monetite blocks in the rabbit calvaria. pg. 1147-1153 Torres, J.; Tamimi, F.; Alkhraisat, M.H.

Risk of bias of animal studies on regenerative procedures for periodontal and peri-implant bone defects - a systematic review. pg. 1154-1160 Faggion, C.M.; Giannakopoulos, N.N. ; Listl, S.

PERSPECTIVES

- 353 "Branding" Your Practice: Ethics and Excellence
 Harald O. Heymann, DDS, MEd, Editor-in-Chief

ORIGINAL ARTICLES

- 354 Treatment Planning Challenges in the Maxillary Anterior Region Consequent to Severe Loss of Buccal Bone
 Avinash S. Bidra, BDS, MS, FACP,
 Andrew R. Chapokas, DMD, MS, FACP
- 361 Commentary
 Keith Phillips, DMD, MSD
- 362 Emergence Angles of the Cementoenamel Junction in Natural Maxillary Anterior Teeth
 Je-Kang Du, DDS, MDS,
 Hung-Yuan Li, BSC, MS, PhD,
 Ju-Hui Wu, DDS, MDS,
 Huey-Er Lee, DDS, MDS, PhD, FICD,
 Chau-Hsiang Wang, DDS, MDS, PhD, FICD
- 370 Commentary
 John C. Kois, DMD, MSD
- 371 Color Management of the Cervical Region Using Different Framework Materials
 Haytham Abualsaud, BS, MDT,
 Roya Zandparsa, DDS, MSC, DMD,
 Hiroshi Hirayama, DMD, DDS, MS,
 Walid Sadig, BDS, MSC,
 Moustafa Aboushelib, DDS, MSC, PhD,
 Ziad Salameh, DDS, MSC, PhD
- 379 Commentary
 Robert R. Winter, DDS

- 380 The Effects of Different Desensitizing Agents on the Shear Bond Strength of Adhesive Resin Cement to Dentin

Şafak Külünk, DDS, PhD,
 Duygu Saraç, DDS, PhD,
 Tolga Külünk, DDS, PhD,
 Özlem Karakaş, DDS, PhD

- 388 Commentary
 David H. Pashley, DMD, PhD

- 390 Enamel and Dentin Bond Strengths of a New Self-Etch Adhesive System

Ricardo Walter, DDS, MS,
 Edward J. Swift, Jr., DMD, MS,
 Lee W. Boushell, DDS, MS,
 Krista Braswell, BA

- 397 Commentary
 Jorge Perdigão, DMD, MS, PhD

- 399 Influence of Activated Bleaching on Various Adhesive Restorative Systems

Deniz C. Can-Karabulut, DDS, PhD,
 Barış Karabulut, DDS, PhD

- 409 Commentary
 Daniel C.N. Chan, DMD, MS, DDS

CRITICAL APPRAISAL

- 410 Current Usage of Glutaraldehyde/HEMA
 Leendert (LEN) Boksman, DDS, BSc,
 Edward J. Swift, Jr., DMD, MS

To read these articles online visit: www.wileyonlinelibrary.com/journal/jerd

To submit a paper to the *Journal of Esthetic and Restorative Dentistry* visit: <http://mc.manuscriptcentral.com/jerd>

A SINGLE APPOINTMENT PROTOCOL TO CREATE A PARTIALLY EDENTULOUS CAD/CAM GUIDED SURGICAL TEMPLATE: A CLINICAL REPORT. PG. 346-349 MARCHACK, C.B.; CHARLES, A.; PETTERSSON, A.

PROSTHODONTIC TREATMENT OF A PATIENT TAKING NITROGEN-CONTAINING BISPHOSPHONATES TO PRESERVE THE INTEGRITY OF THE EPITHELIAL ATTACHMENT: A CLINICAL REPORT. PG. 350-354 STEWART, D.L.

OROMANDIBULAR DYSTONIA: A CLINICAL REPORT. PG. 355-358 SCHNEIDER, R.; HOFFMAN, H.T.

A RISK ASSESSMENT TREATMENT PLANNING PROTOCOL FOR THE FOUR IMPLANT IMMEDIATELY LOADED MAXILLA: PRELIMINARY FINDINGS. PG. 359-366 PAREL, S.M.; PHILLIPS, W.R.

AN IN VITRO ASSESSMENT OF CIRCUMFERENTIAL GROOVES ON THE RETENTION OF CEMENT-RETAINED IMPLANT-SUPPORTED CROWNS. PG. 367-372 LEWINSTEIN, I.; BLOCK, L.; LEHR, Z.

THE EFFECT OF E-GLASS FIBERS AND ACRYLIC RESIN THICKNESS ON FRACTURE LOAD IN A SIMULATED IMPLANT-SUPPORTED OVERDENTURE PROSTHESIS. PG. 373-377 FAJARDO, R.; PRUITT, L.; FINZEN, F.C.

EFFECTS OF METAL PRIMERS ON THE BONDING OF AN ADHESIVE RESIN CEMENT TO NOBLE METAL CERAMIC ALLOYS AFTER THERMAL CYCLING. PG. 378-385 MINAMI, H.; MURAHARA, S.; SUZUKI, S.

THE IMPACT OF IN VITRO AGING ON THE MECHANICAL AND OPTICAL PROPERTIES OF INDIRECT VENEERING COMPOSITE RESINS. PG. 386-398 STAWARCZYK, B.D.; EGLI, R.; ROOS, M.

ACCURACY OF RAPID PROTOTYPE MODELS FOR HEAD AND NECK RECONSTRUCTION. PG. 399-408 TAFT, R.M.; KONDOR, S.; GRANT, G.T.

FABRICATION OF A CAST-BASED IMPLANT SURGICAL GUIDE USING GUIDE SLEEVES. PG. 409-412 GEORGE, F.M.; CHAN, H.L.; RAZZOOG, M.E.

Ciencia y práctica

- 76 **Doctor Pedro Peña Martínez:** "Cirugía guiada y Cad-Cam para solucionar un caso de atrofia maxilar".
- 96 **Doctor Ramón Gómez Meda:** "Restauración del frente estético anterior. La importancia de la estética rosa: limitaciones biológicas y psicológicas (parte I)".
- 110 **Doctor Armando Badet de Mena:** "Biomecánica y oclusión en la corona unitaria de carga inmediata. A propósito de un caso".
- 124 **Doctora Marina Ávila Guridi:** "Rehabilitación funcional y estética mediante sistema Cad-Cam con estructuras de cromo-cobalto".

Cuadernos de periodoncia y osteointegración

- 136 **Doctora Ana Echeverría Manau:** "Tratamiento y evolución del paciente periodontal avanzado".

Calendario de cursos

- 148 Agenda de cursos para los profesionales.

Congresos y reuniones

- 168 Calendario de congresos, simposios, jornadas, encuentros y muestras industriales nacionales y extranjeras.

Novedades de la industria

- 176 Maquinaria, productos y aparatología.

Página empresarial

- 184 Noticias de empresas.

Breves

- 194 Oferta y demanda de trabajo, aparatología e inmobiliaria.

Directorio

- 197 Teléfonos de información de las secciones Calendario de cursos, Congresos y reuniones y Novedades de la industria.



CYAN EDITORES, S.L., a los efectos previstos en el artículo 32.1, párrafo segundo del vigente TRLPI, se opone expresamente a que cualquiera de las páginas de **MAXILLARIS**, o partes de ellas, sean utilizadas para la realización de resúmenes de prensa.



Cualquier forma de reproducción, distribución, comunicación pública o transformación de esta obra sólo puede ser realizada con la autorización de sus titulares, salvo excepción prevista por la ley. Diríjase a CEDRO (Centro Español de Derechos Reprográficos, www.cedro.org) si necesita fotocopiar o escanear algún fragmento de esta obra.

Las notas que aparecen en las secciones "Página empresarial" y "Novedades de la industria" se editan a partir de los comunicados emitidos por las propias empresas.


- Periodicidad mensual.
- **MAXILLARIS** no se hace responsable de las opiniones vertidas por sus colaboradores.

Publicación controlada por la OJD.

Asociación de Prensa Profesional y Contenidos Multimedia



MIEMBRO DE LA FEDERACION INTERNACIONAL DE LA PRENSA PERIODICA

Comité científico

Director científico: Dr. Javier García Fernández

España:

- | | |
|------------------------------|---------------------------------|
| Dr. Armando Badet de Mena | Dr. Rafael Martín-Granizo López |
| Dr. Luis Calatrava Larraquán | Dra. María Rosa Mourelle Martí |
| Dr. Manuel Cueto Suárez | Dra. Esther Nevado Rodríguez |
| Dr. Germán Esparza Gómez | Dr. Blas Noguero Rodríguez |
| Dr. Jaime Janer Suñé | Dr. Ramón Palomero Rodríguez |
| Dr. Jaime Jiménez García | Dr. Emilio Serena Rincón |
| Dr. Juan López Palafox | Dr. Héctor Tafalla Pastor |

Portugal:

- Dr. Gil Alcolorado, Dr. Carlos Falcão, Dr. Ricardo Faria e Almeida, Dr. José Pedro Figueiredo, Dr. Jaime Guimarães, Dra. Ana Cristina Mano Azul, Dr. Manuel Neves y Dra. Susana Noronha

GC I
Heac
Tel. -
info@
http:

GC I
Dent
Tel. -
info@
http:

©OPERATIVE DENTISTRY, Inc.

EDITORIAL

- Enhancing the Value of Operative Dentistry
K Frazier 567

CLINICAL RESEARCH

- The Effect of Bleaching Systems on the Gingiva and the Levels of IL-1 β and IL-10 in Gingival Crevicular Fluid—*E Firat • E Ercan • S Gurgan • F Yalcin Cakir • E Berker* 572
- Noncarious Cervical Lesions and Their Association With Toothbrushing Practices: *In Vivo* Evaluation
DA Brandini • ALB de Sousa • CL Trevisan • LAP Pinelli • SC do Couto Santos • D Pedrini • SR Panzarini .. 581
- Clinical Effects of Prolonged Application Time of an In-office Bleaching Gel—*A Reis • LY Tay • DR Herrera • S Kossatz • AD Loguercio* 590

LABORATORY RESEARCH

- Factors Affecting the Detection and Treatment of Occlusal Caries Using the International Caries Detection and Assessment System—*AA Al-Khatrash • YM Badran • QD Alomari* 597
- An *In Vitro* Assessment of the Effects of Three Surface Treatments on Repair Bond Strength of Aged Composites—*TS Jafarzadeh Kashi • M Erfan • V Rakhshan • N Aghabaigi • FS Tabatabaei* 608
- Bonding to Glass Ionomer Cements Using Resin-based Adhesives—*Y Zhang • MF Burrow • JEA Palamara • CDL Thomas* 618
- Bond Strength Evaluation of Three Self-adhesive Luting Systems Used for Cementing Composite and Porcelain—*F De Angelis • A Minnoni • LM Vitalone • F Carluccio • M Vadini • M Paolantonio • C D'Arcangelo* 626
- Dual and Self-curing Potential of Self-adhesive Resin Cements as Thin Films—*RR Moraes • N Boscato • PS Jardim • LFJ Schneider* 635
- The Influence of Time and Cement Type on Push-Out Bond Strength of Fiber Posts to Root Dentin—*AA Leme • M Coutinho • AF Insaurrealde • PMC Scaffa • LM da Silva* 643
- Effect of Chlorhexidine Pretreatment on Bond Strength Durability of Caries-affected Dentin Over 2-Year Aging in Artificial Saliva and Under Simulated Intrapulpal Pressure—*EH Mobarak* 649
- The Effect of Ceramic Restoration Shade and Thickness on the Polymerization of Light- and Dual-cure Resin Cements—*E Kilinc • SA Antonson • PC Hardigan • A Kesercioglu* 661
- Biodegradation and Abrasive Wear of Nano Restorative Materials—*AB de Paula • SBP Fucio • GMB Ambrosano • RCB Alonso • JCO Sardi • RM Puppini-Rontani* 670

CLINICAL TECHNIQUE/CASE REPORT

- Modified Technique for Vital Bleaching of Teeth Pigmented by Amalgam: A Case Report—*FS Calazans • KRHC Dias • MS Miranda* 678

DEPARTMENTS

- Faculty Posting 683

**ORAL SURGERY, ORAL MEDICINE, ORAL PATHOLOGY, ORAL RADIOLOGY, &
ENDODONTICS VOLUME 112(6) DECEMBER 2011**

Teriparatide's potential role in jaw bone related diseases. P. 703-705 Miller, C.S.

Bisphosphonates that lack a nitrogen-containing side chain do not cause osteonecrosis of the jaws, regardless of their effect on STAT3 phosphorylation and SOCS3 expression. Letter P. 706 Jones, A.C.

Bisphosphonates that lack a nitrogen-containing side chain do not cause osteonecrosis of the jaws, regardless of their effect on STAT3 phosphorylation and SOCS3 expression. P. 707-708 Reuben, J.S.

Two-stage split-crest technique with ultrasonic bone surgery for controlled ridge expansion: a novel modified technique. Letter P. 708-710 Anitua, E.; Begona, L.; Orive, G.

Closure of difficult palatal fistulas using a "parachuting and anchoring" technique with the tongue flap. P. 711-714 Elyassi, A.R.; Helling, E.R.; Closmann, J.J.

Comparison of three pain scales after impacted third molar surgery. P. 715-718 Isik, K.; Unsal, A.; Kalayci, A.

Changes in quality of life after orthognathic surgery: a comparison based on the involvement of the occlusion.

P. 719-725 Khadka, A.; Liu, Y.; Li, J.

Comparative analysis of osseointegration of titanium implants with acid-etched surfaces and different biomolecular coatings. P. 726-736 Mueller, C. K.; Thorwarth, M.I; Schmidt, M.

Plate removal following orthognathic surgery. P. 737-743 Falter, B.; Schepers, S.; Vrielinck, L.

A model for the pathogenesis of bisphosphonate-associated osteonecrosis of the jaw and teriparatide's potential role in its resolution. P. 744-753 Subramanian, G.; Cohen, H.V.; Quek, S.

Nicorandil-induced oral ulceration: report of 3 cases and review of the Japanese literature.

P. 754-759 Yamamoto, K.; Matsusue, Y.; Horita, S.

No effect of glucosamine sulfate on osteoarthritis in the temporomandibular joints- a randomized, controlled, short-term study. P. 760-766 Cahlin, B.J.; Dahlstrom, L.

Comparative immunohistochemical study of ameloblastoma and ameloblastic carcinoma. P. 767-776 Yoon, H.J.; Jo, B.C.; Shin, W.J.

A prospective clinical trial for assessing the efficacy of a minimally invasive protocol in patients with bisphosphonate-associated osteonecrosis of the jaws. P. 777-782 Moretti, F.; Pelliccioni, G.A.; Montebugnoli, L.

Neural hyperplasia in maxillary bone of multiple endocrine neoplasia type 2B patient. P. 783-790 Usami, Y.; Takenobu, T.; Kurihara, R.

Characterization of an optically stimulated dosimeter for dentomaxillofacial dosimetry. P. 793-797
Valiyaparambil, J.V.; Mallya, S.

Effectiveness of ethylenediaminetetraacetic acid (EDTA) and MTAD on debris and smear layer removal using a self-adjusting file. P. 803-808 Adiguzel, O. ; Yigit-Ozer, S. ; Kaya, S.

A quantitative and qualitative analysis of ultrasonic versus sonic endodontic systems on canal cleanliness and obturation. P. 809-813 Kanter, V.; Weldon, E.; Nair, U.

Introducing nickel-titanium rotary instrumentation in a public dental service: The long-term effect on root filling quality. P. 814-819 Dahlstrom, L.; Molander, A.; Reit, C.

Efficacy of sodium hypochlorite, ethylenediaminetetraacetic acid, citric acid and phosphoric acid in calcium hydroxide removal from the root canal: a microscopic cleanliness evaluation. P. 820-824 da Silva, J.M.; Silveira, A.; Santos, E.

A prospective cohort study of endodontic treatments of 1,369 root canals: results after 5 years. P. 825-842 Ricucci, D.; Russo, J.; Rutberg, M.

Effect of propolis on proliferation and apoptosis of periodontal ligament fibroblasts. P. 843-848 Gjertsen, A. W.; Stothz, K.A.; Neiva, K.G.

Acknowledgment of Reviewers.
P. 849-852

EDICIÓN ESPAÑOLA



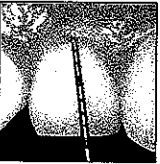



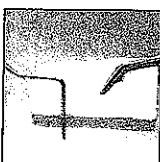
QUINTESSENCE

PUBLICACIÓN INTERNACIONAL DE ODONTOLOGÍA

Volumen XXIV, Número 10, Diciembre 2011

| | | |
|--|---|--|
| Estética | | |
| 525 | Influencia de los postes endodónticos blancos y grises sobre los cambios de color de las raíces dentarias, muñones de composite y coronas totalmente cerámicas | <i>I. Sailer, A. Thoma, A. Khraisat, R.E. Jung y C.H.F. Hammerle</i> |
| Odontología conservadora | | |
| 535 | Técnica de estratificación de composite moderna en el sector posterior | <i>N. Hofmann</i> |
| Endodoncia | | |
| 541 | Obturación radicular termoplástica. ¿Por qué? | <i>C. Appel</i> |
| Odontopediatría | | |
| 551 | Aparato de Groper en niños: revisión de casos clínicos | <i>M. Leiva y C. Palma</i> |
| Implantes | | |
| 558 | División de la cresta y colocación inmediata de implantes mediante cirugía ósea ultrasónica (piezocirugía): seguimiento a tres años de 180 zonas tratadas con implantes | <i>C. Blus, S. Szmukler-Moncler, I. Voza, L. Rispoli y C. Polastrì</i> |
| Ortodoncia | | |
| 565 | Análisis de la evolución desfavorable de caninos desplazados en función de dos casos clínicos | <i>A. Godt, B. Koos, K. Al-Saqqaf Al-Hashimi y G. Göz</i> |
| Radiología | | |
| 573 | Interpretación de radiografías | <i>D. Schulze</i> |
| Radiología | | |
| 574 | Interpretación de radiografías | <i>D. Schulze</i> |
| Patología general | | |
| 576 | Carcinoma mucoepidermoide de una glándula salival menor | <i>S. Kasprzyk, G. Damerau y M.C. Locher</i> |
| Higienistas y auxiliares: periodoncia | | |
| 583 | La periodontitis encabeza la lista de problemas de salud pública | <i>K. Schäfer</i> |

Contenidos

- 331 **Calidad de vida para nuestros padres:
Llamada a las asociaciones de odontólogos** Yaroslav Zablotzky
Myron Uhryn
-
- 334 **Serie retrospectiva de casos consecutivos utilizando un
aloinjerto mineralizado combinado con el factor BB de
crecimiento recombinante humano, derivado de plaquetas
en el tratamiento de las lesiones óseas de moderadas
a graves**  Paul S. Rosen
Nicholas Toscano
Daniel Holzclaw
Mark A. Reynolds
-
- 343 **Cobertura radicular completa de recesiones Clase Miller III**  Juan Ramón Velilla Esteibar
Luis Antonio Aguirre Zorzano
Eduardo Estefanía Cundín
José Daniel Molina Blanco
J.R. Ortiz de Guinea
-
- 344 **Relación entre el biotipo periodontal clínico y el espesor
de la cortical vestibular: Estudio *in vivo***  D. Ryan Cook
Brian L. Mealey
Ronald G. Verrett
Michael P. Mills
Marcel E. Noujeim
David J. Lasho
Robert J. Cronin Jr
-
- 355 **Regeneración ósea con redes de nanofibras formadas a
partir de péptidos de autoensamblaje en la ingeniería
tisular para la osteointegración de implantes dentales**  Tomoyuki Kohgo
Yoichi Yamada
Kenji Ito/Akihiro Yajima
Ryoko Yoshimi
Kazuto Okabe
Shunsuke Baba
Minoru Ueda
-
- 356 **Alargamiento de corona sin colgajo, asistido con láser:
Serie casuística**  Michael K. McGuire
E. Todd Scheyer
-
- 365 **Evaluación de la expresión genética en células tipo
osteoblásticas humanas MG63 expuestas a polvo de
tantalio por tecnología microarray (análisis en micromatriz)**  Vincenzo Sollazzo
Furio Pezzetti/Leo Massari
Annalisa Palmieri
Giorgio Brunelli/Ilaria Zollino
Alessandra Lucchese
Gaetano Caruso
Francesco Carinci
-
- 366 **Uso de matrices colágenas de injerto mucoso para
aumentar la zona de tejido queratinizado alrededor
del diente: Estudio piloto**  Myron Nevins
Marc L. Nevins
Soo-Woo Kim
Peter Schupbach
David M. Kim