


BUTLLETI DE SUMARIS

Febrer 2011



COL·LEGI OFICIAL D'ODONTÒLEGS I ESTOMATÒLEGS DE CATALUNYA
BIBLIOTECA.

TRAVESSERA DE GRÀCIA, 93-95 08006 BARCELONA TL. 93 3101555 FAX 93 3101556
e-mail: mnadal@coec.net

PRESENTACIÓ

El propòsit principal d'un Butlletí de Sumaris és la màxima difusió de la informació actualitzada que proporcionen les publicacions periòdiques. El Butlletí de Sumaris del COEC aplega, mensualment, els sumaris de les revistes d' Odontostomatologia i de matèries afins que es reben a la Biblioteca.

En cada número es dona la relació dels títols d' aquestes revistes a continuació de la presentació. Els sumaris estan ordenats, al Butlletí, alfabèticament pel títol, essent també accessibles per la matèria general de la revista mitjançant l'Index de Matèries del Butlletí.

Aquesta eina bibliogràfica permet aproximar el perfil d'interés del lector al contingut de les principals publicacions periòdiques d'Odontostomatologia, sense necessitat d'estar-hi subscrit. Totes les revistes relacionades es troben a la Biblioteca, de manera que l'usuari pot demanar, si li interessa, còpia de qualsevol dels articles citats.

REVISTES INCLOSES EN AQUEST BUTLLETÍ

- American Jnl. of Orthodontics & Dentofacial Orthopedics
- Angle Orthodontist
- Avances en Odontoestomatología
- British Dental Journal
- Clinical Oral Implant Research
- Dental Materials
- Endodoncia
- European Jnl. of Orthodontics
- Implant Dentistry
- International Journal of Prosthodontics
- Journal of the American Dental Association
- Journal of Clinical Periodontology
- Journal of the History Dentistry
- Journal of Prosthetic Dentistry
- La Revista COEC
- Oral Surgery, Oral Medicine, Oral Pathology
- Periodoncia y Osteointegración
- Quintessence
- Revista Española de Ortodoncia
- Revista Internacional de Odontología Restauradora & Periodoncia

PRESENTACIÓN

El propósito principal de un Boletín de Sumarios es la máxima difusión de la información actualizada que proporcionana las publicaciones periódicas. El Boletín de Sumarios del COEC reúne, mensualmente, los sumarios de las revistas de Odontoestomatología y de materias afines que se reciben en la Biblioteca.

En cada número se da la relación de los títulos de estas revistas a continuación de la presentación. Los sumarios estan ordenados, en el Boletín, alfabéticamente por el título, siendo también accesibles por la materia general de la revista mediante el Índice de Materias del Boletín.

Esta compilación bibliográfica permite aproximar el perfil de interés del lector al contenido de las principales publicaciones periódicas de Odontoestomatología, sin necesidad de estar suscrito a ellas. Todas las revistas relacionadas se encuentran en la Biblioteca, de manera que el usuario puede pedir, si le interesa, copia de cualquier artículo citado.

REVISTAS INCLUIDAS EN NUESTRO BOLETIN

- American Jnl. of Orthodontics & Dentofacial Orthopedics
- Angle Orthodontist
- Avances en Odontoestomatología
- British Dental Journal
- Clinical Oral Implant Research
- Dental Materials
- Endodoncia
- European Jnl. of Orthodontics
- Implant Dentistry
- International Journal of Prosthodontics
- Journal of the American Dental Association
- Journal of Clinical Periodontology
- Journal of the History Dentistry
- Journal of Prosthetic Dentistry
- La Revista COEC
- Oral Surgery, Oral Medicine, Oral Pathology
- Periodoncia y Osteointegración
- Quintessence
- Revista Española de Ortodoncia
- Revista Internacional de Odontología Restauradora & Periodoncia

MATERIA	TITOL DE LA REVISTA	pag
CIRURGIA ORAL	Oral Surgery, Oral Medicine, Oral Pathology Vol. 111 Núm.2 (febrer 2011)	26
COL. PROFESSIONALS	La Revista COEC Núm.153 (desembre 2010)	25
ENDODONCIA	Endodoncia. Vol.28 Núm.4 (oct-des. 2010)	15
HISTÒRIA DENTAL	Journal of the History of Dentistry. Vol.58 Núm.3 (gener 2010)	23
IMPLANTS DENTALS	Clinical Oral Implants Research. Vol.22 Núm.2 (febrer 2011)	12
	Implant Dentistry. Vol.20 Núm.1 (febrer 2011)	18
MATERIALS DENTALS	Dental Materials. Vol.27 Núm.1,2 (gener, febrer 2011)	13
ODONTOSTOMATOLOGIA	Avances en Odontoestomatología. Vol.27 Núm.1 (gener- febrer 2011)	5
	British Dent. Jnl. Vol.210 Núm. 2,3 (gener, febrer 2010)	6
	JADA. Vol.6 Núm.1 (febrer 2011)	21
	Quintessence. Vol.24 Núm.1,2 (gener, febrer 2011)	29
ODONT. CONSERVADORA	Revista Internacional de Odontología Restauradora y Periodoncia Vol.14 Núm.5 (2010)	32
ORTODÒNCIA	American Jnl. Of Orthod. Vol.139 Núm.2 (febrer 2011)	1
	Angle Orthodontist. Vol.81 Núm.1 (gener 2011)	3
	European Journal of Orthodontics. Vol.33 Núm.1 (2011)	16
	Revista Española de Ortodoncia. Vol.40 Núm.4 (2010)	31
PERIODÒNCIA	Jnl. of Clinical Perio. Vol.38 Núm.2 (febrer 2011)	22
	Periodoncia y Osteointegración Vol.20 Núm.4 (2010)	28
PRÒTESI DENTAL	International Journal of Prosthodontics. Vol.24 Núm.1 (2011)	19
	Journal of Prosthetic Dentistry. Vol.105 Núm.2 (febrer 2011)	24
	Revista Internacional de Odontología Restauradora y Periodoncia Vol.14 Núm.5 (2010)	32

- You have the final word!!. Editorial pg. 143
- Treatment effects of the light-force chincup. Letter pg. 144 Pandis, Nikolaos
- Treatment effects of the light-force chincup. Letter pg. 144-145 Baccetti, T.;
McNamara, J.A.; Barrett, A.
- Systematic review of self-ligating brackets. Letter pg. 145-146 Kaklamanos, E.G.;
Athanasίου, A.E.
- Systematic review of self-ligating brackets. Letter pg. 146-147 Chen, S.; Greenlee, G.;
Huang, G.
- Systematic review of glass-ionomer adhesives. Letter pg. 147 Benson, P.
- Systematic review of glass-ionomer adhesives. Letter pg. 147-148 Rogers, S.
- Three-dimensional evaluation of soft-tissue changes. Letter pg. 148-149 Ping, C.;
Hongbo, L.
- Three-dimensional evaluation of soft-tissue changes. Letter pg. 149 Baik, H.S.; Kim, S.Y.
- Clinical research for the good of the specialty: Bravo!!. Letter pg. 149 Ackerman, M. B.
- Avoiding collaborative failure. pg. 150 Greco, P.M.
- Shear strength of brackets bonded to aged resin composites. pg. 151 Canales, C.
- Oral surgery and chronic TMD. pg. 151 McCarthy, L.E.
- Extrusion of mandibular third molars. pg. 151-152 Klein, K.P.
- Appearance of gingival papillae. pg. 152 Mack, K.B.
- Pulp tissue and autotransplantation. pg. 152 Olmsted, M.J.
- Myotomy to correct a gummy smile. pg. 153 Weber, D.
- Stability of treatment for anterior open-bite malocclusion: A meta-analysis. pg. 154-
169 Greenlee, G.M. ; Huang, G.J. ; Chen, S.S.H.
- Body dysmorphic disorder: A screening guide for orthodontists. pg. 170-173 Polo, M.
- Smile line assessment comparing quantitative measurement and visual estimation. pg.
174-180 Van der Geld, P.; Oosterveld, P.; Schols, J.
- Factors affecting demineralization during orthodontic treatment: A post-hoc analysis of
RCT recruits. pg. 181-191 Al Maaitah, E.F.; Adeyemi, A.A. ; Higham, S.M.
- Release of bisphenol-A from a light-cured adhesive bonded to lingual fixed retainers.
pg. 192-195 Eliades, T.; Voutsas, D.; Sifakakis, I.

Effects of fluoride intake on orthodontic tooth movement and orthodontically induced root resorption.

pg. 196-205 Gonzales, C.; Hotokezaka, H.; Karadeniz, E.I

Comparison of the force systems of 3 appliances on palatally impacted canines. pg. 206-213 Yadav, S.; Chen, J.; Upadhyay, M.

Changes in oral health-related quality of life during fixed orthodontic appliance therapy: An 18-month prospective longitudinal study. pg. 214-219 Liu, Z.; McGrath, C.; Hagg, U.

Orthodontic education programs: An international comparison of students' views and experiences. pg. 220-227 Anning, R.J. ; Thomson, M.W. ; Quick, A.N.

Effect of maxillary anteroposterior position on profile esthetics in headgear-treated patients. pg. 228-234 Mann, K. R. ; Marshall, S.D.; Qian, F.

Prospective patients rate practice factors: Development of a questionnaire. pg. 235-241 St. Louis, B.L.; Firestone, A.R. ; Johnston, W.

Comparative study of nasopharyngeal soft-tissue characteristics in patients with Class III malocclusion. pg. 242-251 Martin, O.; Muelas, L.; Vinas, M. J.

Miniscrew implant-supported maxillary canine retraction with and without corticotomy-facilitated orthodontics. pg. 252-259 Aboul-Ela, S. M. ; El-Beialy, A.R.; El-Sayed, K. M.

Patient with Pfeiffer's syndrome treated by midfacial distraction and comprehensive orthodontics. pg. 260-270 Park, Y.J.; Hobar, P.C. ; Sinn, D.P.

Controlled tooth movement to correct an iatrogenic problem. pg. 271-278 Almeida, R. C.; Carvalho, F.; Almeida, M. A.

Foreign body ingestion of orthodontic origin. pg. 279-283 Tripathi, T.; Rai, P.; Singh, H.

When horses refuse to drink. pg. 284-285 Jerrold, L.

The

ANGLE ORTHODONTIST

An International Journal of Orthodontics and Dentofacial Orthopedics since 1930

Volume 81, Number 1, January 2011

Original Articles

- 3 **From 2D to 3D: an algorithm to derive normal values for 3-dimensional computerized assessment**
Bruno Frazão Gribel, Marcos Nadler Gribel, Flavio Ricardo Manzi, Sharon L. Brooks, James A. McNamara, Jr.
- 11 **Comparison of common hard tissue cephalometric measurements between computed tomography 3D reconstruction and conventional 2D cephalometric images**
Oded Yitschaky, Meir Redlich, Yossi Abed, Marina Faerman, Nardy Casap, Nurith Hiller
- 17 **Evaluation of the CT scanogram for assessment of craniofacial morphology**
Francis C.C. Lee, Joseph Harold Noar, Robert David Evans
- 26 **Accuracy and reliability of craniometric measurements on lateral cephalometry and 3D measurements on CBCT scan**
Bruno Frazão Gribel, Marcos Nadler Gribel, Diogo Campos Frazão, James A. McNamara, Jr, Flavio Richardo Manzi
- 36 **Early post-treatment changes of circumaxillary sutures in young patients treated with rapid maxillary expansion**
Rosalía Leonardi, Edoardo Sicurezza, Alice Cutrera, Ersilla Barbato
- 42 **Rapid maxillary expansion compared to surgery for assistance in maxillary face mask protraction**
Nazan KÜçükkeleş, Şirin Nevzatoğlu, Tamer Koldaş
- 50 **Age-related changes of the soft tissue profile from the second to the fourth decades of life**
Lino Torlakovic, Espen Faerøvig
- 58 **Discovery of pathologies by orthodontists on lateral cephalograms**
Allen Hall Moffitt
- 64 **Skeletal anteroposterior discrepancy and vertical type effects on lower incisor preoperative decompensation and postoperative compensation in skeletal Class III patients**
Hyo-Won Ahn, Seung-Hak Baek
- 75 **Pharyngeal airway in children with prognathism and normal occlusion**
Yoshihiko Takemoto, Issei Saitoh, Tomonori Iwasaki, Emi Inada, Chiaki Yamada, Yoko Iwase, Miyuki Shinkai, Ryuzo Kanomi, Haruaki Hayasaki, Youichi Yamasaki
- 81 **Hyoid bone position in subjects with different vertical jaw dysplasias**
Ashok Kumar Jena, Ritu Duggal
- 86 **Perceptions of laypersons and orthodontists regarding the buccal corridor in long- and short-face individuals**
Sabrina Elisa Zange, Adilson Luiz Ramos, Osmar Aparecido Cuoghi, Marcos Rogério de Mendonça, Rosely Suguino
- 91 **The biological mechanisms of PCNA and BMP in TMJ adaptive remodeling**
Zoe Potres Barnouti, Payam Owtad, Gang Shen, Peter Petocz, M. Ali Darendeliler
- 100 **Overexpression of osteoprotegerin promotes preosteoblast differentiation to mature osteoblasts**
Hongyou Yu, Paul de Vos, Yijin Ren
- 107 **Three-dimensional assessment of nose and lip morphology in North Sudanese subjects with Down syndrome**
Chiarella Sforza, Fadil Elamin, Riccardo Rosati, Marco Alberto Lucchini, Davide G. Tommasi, Virgilio F. Ferrario
- 115 **Facial features of patients with sickle cell anemia**
Naiara Gonçalves Maia, Luis Antônio dos Santos, Ricardo D. Coletta, Patrícia Helena Mendes, Paulo Rogério Bonan, Leonardo Batista Maia, Hercílio Martelli, Junior
- 121 **Effect of maxillary incisor labiolingual inclination and anteroposterior position on smiling profile esthetics**
Li Cao, Ke Zhang, Ding Bai, Yan Jing, Ye Tian, Yongwen Guo
- 130 **Tooth size discrepancies in Irish orthodontic patients among different malocclusion groups**
Gerard O'Mahony, Declan T. Millett, Mark K. Barry, Grant T. McIntyre, Michael S. Cronin
- 134 **Does the amount of filler content in sealants used to prevent decalcification on smooth enamel surfaces really matter?**
Lauren Van Bebber, Phillip M. Campbell, Allen L. Honeyman, Robert Spears, Peter H. Buschang
- 141 **Effects of diamond-like carbon coating on the frictional properties of orthodontic wires**
Takeshi Muguruma, Masahiro Iijima, William A. Brantley, Itaru Mizoguchi
- 149 **Influence of enamel sandblasting prior to etching on shear bond strength of indirectly bonded lingual appliances**
Julio P. Cal-Neto, Simone Castro, Pollyana Marques Moura, Daniel Ribeiro, José Augusto M. Miguel

Review Articles

- 153 **Influence of orthodontic treatment, midline position, buccal corridor and smile arc on smile attractiveness**
Guilherme Janson, Nuria Castello Branco, Thais Marie Freire Fernandes, Renata Sathler, Daniela Garib, José Roberto Pereira Lauris
- 162 **Efficacy of short-term chincup therapy for mandibular growth retardation in Class III malocclusion**
A systematic review
Z.P. Liu, C.J. Li, H.K. Hu, J.W. Chen, F. Li, S.J. Zou
-

Case Report

- 169 **Facial reconstruction of an 11-year-old female resident of 430 BC Athens**
Manolis J. Papagrigorakis, Philippos N. Synodinos, Aristomenis Antoniadis, Emmanuel Maravelakis, Panagiotis Toulas, Oscar Nilsson, Errie Baziotopoulou-Valavani
-

Editorial

- 178 **An orthodontic success story**
Robert J. Isaacson
-

Erratum

179

Academic Opportunities

180

SUMARIO

A nuestros lectores	9
Herpesvirus BASCONES-MARTÍNEZ A, POUSA-CASTRO X	11
Odontoma serie de casos. Revisión de literatura HARRIS RICARDO J, REBOLLEDO COBOS M, DÍAZ CABALLERO A, CARBONELL MUÑOZ	25
Fibroma osificante central en el maxilar superior: reporte de un caso y revisión de la literatura CHRCANOVIC BR, LÓPEZ ALVARENGA R, HORTA MCR, FREIRE-MAIA B, SOUZA LN	33
Depresión y drogodependencia: efectos sobre la salud dental JIMÉNEZ POLANCO MP, ASTUDILLO JIMÉNEZ O, MATA BROTONS V, JORGE FERRE JORGE J, CORREIA D' OLIVEIRA NG	41

ACEPTADA EN EL ÍNDICE BIBLIOGRÁFICO ESPAÑOL EN CIENCIAS DE LA SALUD (IBECS) Y EN SCIELO.


LAS DIRECCIONES DE INTERNET PARA ENCONTRAR LAS REVISTAS INDEXADAS SON LAS SIGUIENTES:

AVANCES EN ODONTOESTOMATOLOGÍA

http://scielo.isciii.es/scielo.php/script_sci_serial/pid_0213-1285/Ing_es/nr

AVANCES EN PERIODONCIA E IMPLANTOLOGÍA ORAL

http://scielo.isciii.es/scielo.php/script_sci_serial/pid_1130-1457/Ing_es/nr



France, 1961: Pierre Fauchard (1678-1761)



First fully DDA compliant facility in Manchester p56



The Afghan war against dental disease p58

BDJ

BRITISH DENTAL JOURNAL
incorporating DENTAL BUSINESS

COVER IMAGE

FRANCE, 1961: PIERRE FAUCHARD (1678-1761)

The cover images in volume 210 of the Journal feature dentally-themed postage stamps from around the world. The stamp on this issue's cover was issued in France in 1961 to commemorate the 200th anniversary of the death of Pierre Fauchard, often described as the father of modern dentistry. The stamp depicts Fauchard holding his treatise *Le Chirurgien Dentiste*, which he published in 1723.

Stamp from the collection of Stuart Geddes, BDA Wales National Director. s.geddes@bda.org

EDITORIAL

- 49 The validity and value of revalidation
Stephen Hancocks OBE

LETTERS

- 51 Paediatric maxillofacial injuries
Nonsultations
- 52 Duty of care
Four handed wisdom
Undermining consent
Appropriate dispensing
- 53 Keep publishing!
Dental doctor

NEWS

- 55 Prizewinners address risk for Premier Symposium
Patients to rate dental services online
- 56 First fully DDA compliant facility in Manchester
- 57 New NICE guidance to improve child sedation standards
Expert global alliance to be formed
- 58 The Afghan war against dental disease
Look out for unexpected pension tax



Laboratory constructed tab mimicking the arc of the gingival margin to aid in shade taking p63



Sir John Lavery, *The Dentist* (Conrad Ackner and his Patient), 1929, Private Collection p81

OPINION

- 59 Improving oral health among schoolchildren – which approach is best?
G. Davies, C. Bridgman

PRACTICE

- 63 The prosthetic management of gingival aesthetics
VERIFIABLE CPD PAPER
A. Alani, A. Maglad, F. Nohl

ABSTRACTS

- 71 A selection of abstracts of clinically relevant papers from other journals *John R. Radford*
Correlation between centric relation–maximum intercuspation discrepancy and temporomandibular joint dysfunction
Living with uncertainty: temporomandibular disorders
Some dogmas related to prosthodontics, temporomandibular disorders and occlusion
Relationship between oral status and prevalence of periodontopathic bacteria on the tongues of elderly individuals

RESEARCH SUMMARY

- 72 Summary of: 'Do parents of children with caries choose to opt out of positive consent dental surveys in Wales?'

ONLINE RESEARCH PAPERS

- E1 Do parents of children with caries choose to opt out of positive consent dental surveys in Wales? **VERIFIABLE CPD PAPER**
N. P. Monaghan, S. J. Jones, M. Z. Morgan
DOI: 10.1038/sj.bdj.2011.26

EDUCATION

- 75 NHS dental professionals' evaluation of a child protection learning resource
J. C. Harris, J. Bradbury, J. Porritt, F. Nilchian, C. D. Franklin

GENERAL


- 81 Sir John Lavery's *The Dentist* (Conrad Ackner and his Patient)
K. McConkey

CPD PROGRAMME


- 87 Answers to CPD questions included in the 18 December issue of the *BDJ*
- 88 CPD Article 1 – pages 63–69 and CPD Article 2 – online article E1

PRODUCT NEWS


- 89 **Flowable innovations**
 - Revolutionary base material
 - Accelerating bone formation
 - Intuitive navigation
- 90 **Ongoing inhibition of bacterial colonisation**
 - Protect your practice from swine flu
 - Computing perfect restorations
 - Turbine built to last
- 91 **All-in-one cement**
 - Universal glass ionomer
 - Take control with cassettes
 - One shade simplicity
- 92 **Fast, brilliant polishing**
 - Going the extra mile
 - New ice gums contain xylitol
 - Extraordinary bond
 - An excellent learning portal



Turbine built to last p90



Take control with cassettes p91



BDA Medical History Forms



Designed to help you obtain patient information and meet the General Dental Council's (GDC) record keeping standards.

BDA MEMBERS
£57.00
inc VAT
 Code MH01

NON MEMBERS
£114.00
inc VAT
 Code MH01

Order online at: www.bda.org/shop or telephone: 020 7563 4555 or email: bdashop@bda.org



Netherlands, 1954:
child brushing his teeth



Putting Wales at the forefront of
dental training p101



Lynch plans to influence dentistry
on all levels p103

BDJ

BRITISH DENTAL JOURNAL
incorporating DENTAL BUSINESS

COVER IMAGE

NETHERLANDS, 1954: CHILD BRUSHING HIS TEETH

The cover images in volume 210 of the Journal feature dentally-themed postage stamps from around the world. Issued by The Netherlands as part of a child welfare set in 1954, the stamp on this issue's cover features a child brushing his teeth. It is one of the earliest stamps depicting dentistry.

Stamp from the collection of Stuart Geddes, BDA Wales National Director. s.geddes@bda.org

EDITORIAL

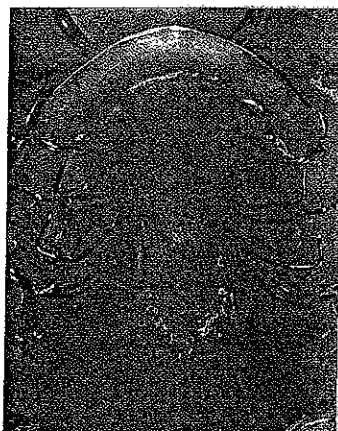
- 95 Oral surgery services and training
Nairn Wilson CBE

LETTERS

- 97 Shame on the MPs
Beggaring belief
- 98 Poor colour match
Cornered
Stress modified swallowing

NEWS

- 101 Putting Wales at the forefront of dental training
Childhood caries a matter of national shame
- 102 Henry Schein supports King's training programmes
Angela Fletcher
BDA makes proactive start to 2011
Help Haiti's oral health
- 103 Dental drill to be drowned out
Lynch plans to influence dentistry on all levels



Occlusal view of the upper removable molar intrusion appliance p109



A non-healing upper right extraction site with a spindle cell squamous carcinoma arising from the maxillary sinus p113

OPINION

- 105 Leadership theory: implications for developing dental surgeons in primary care?
S. Willcocks

PRACTICE

- 109 Dental appliances with inadequate occlusal coverage: a case report
R. A. C. Chate, D. T. Falconer
- 113 Maxillary sinus disease: diagnosis and treatment
VERIFIABLE CPD PAPER
G. W. Bell, B. B. Joshi, R. I. Macleod

ABSTRACTS

- 121 A selection of abstracts of clinically relevant papers from other journals *John R. Radford*
- Is linear distance measured by panoramic radiography reliable?
Comparison of endodontic bacterial community structures in root-canal-treated teeth with or without apical periodontitis
Complications after mandibular distraction osteogenesis: a retrospective study of 131 patients
Application of self-efficacy theory in dental clinical practice

RESEARCH SUMMARY

- 122 Summary of: 'Thirty-five year review of a mercury monitoring service for Scottish dental practices'
- 124 Summary of: 'The erosive effects of saliva following chewing gum on enamel and dentine: an *ex vivo* study'

ONLINE RESEARCH PAPERS

- E2 Thirty-five year review of a mercury monitoring service for Scottish dental practices
A. Duncan, D. StJ. O'Reilly, E. B. McDonald, T. R. Watkins, M. Taylor
DOI: 10.1038/sj.bdj.2011.49
- E3 The erosive effects of saliva following chewing gum on enamel and dentine: an *ex vivo* study
E. M. Paice, R. W. Vowles, N. X. West, S. M. Hooper
DOI: 10.1038/sj.bdj.2011.51

GENERAL

- 127 Dental practitioners with a special interest in periodontics: the West Sussex experience **VERIFIABLE CPD PAPER**
P. D. Cheshire, P. Saner, R. Lesley, J. Beckerson, M. Butler, B. Zanjani

CPD PROGRAMME

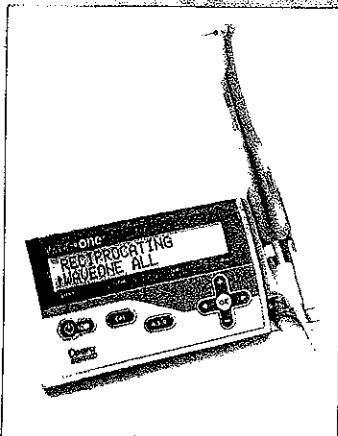
- 137 Answers to CPD questions included in the 8 January issue of the *BDJ*
- 138 CPD Article 1 – pages 113-118 and CPD Article 2 – pages 127-136

PRODUCT NEWS

- 141 All-in-one retraction cord delivery
Enhanced functionality
Treatment centres that cater to you
- 142 Specialise in sedation
Wearable bleaching device
Cutting edge air control
Quality without compromise
- 143 Your practice's Legionella risk
Eco-friendly super cloths
Chic, modern, compliant
- 144 A new era of rotary files
Supplies at your fingertips
Everything you ever need
Safe pathogen control
Periodontal expertise for Maidstone



Wearable bleaching device p142



A new era of rotary files p144

OBITUARIES

- 145 Surgeon Rear Admiral (D) Albert Edward (Ted) Cadman
Arthur David Robinson

Setting Up In Practice Toolkit

Making a decision to start your own practice takes more than entrepreneurial flair and desire to own your own destiny. It takes sound financial management skills, professional and appropriate professional advice and a range of other factors. The Setting Up In Practice Toolkit gives you a step-by-step guide to setting up your practice, providing ideas to help you create an efficient practice.

Order online at www.bda.org/shop

or telephone 020 7052 2222 or email membership@bda.org

British Dental Association

BDA MEMBERS
£110.00
inc VAT
Code SETUP

NON MEMBERS
£350.00
inc VAT
Code SETUP

CLINICAL ORAL IMPLANTS RESEARCH

Volume 22 · Number 2 · February 2011

Contents

Original Articles

- Biological limits of the undersized surgical technique: a study in goats 129 *Afsheen Tabassum, Gert J. Meijer, X. Frank Walboomers*
© John A. Jansen
- Bone reaction adjacent to microplasma-sprayed calcium phosphate-coated oral implants subjected to an occlusal load, an experimental study in the dog 135 *R. Junker, P. J. D. Manders, J. Wolke, Y. Borisov, I. Braceras*
© John A. Jansen
- Preferences of dental care providers in maintaining compromised teeth in relation to their professional status: implants instead of periodontally involved maxillary molars? 143 *Nicola U. Zitzmann, Susanne S. Scherrer, Roland Weiger,*
Niklaus P. Lang © Clemens Walter
- Safety of dental implant surgery in patients undergoing anticoagulation therapy: a prospective case-control study 151 *Christian Bacci, Mario Berengo, Lorenzo Favero* © Ezio Zanon
- The effect of water pyrolysis on the removal torque of titanium implant inserted in rabbit tibias 157 *Park Se-Ho, Song Won Bin, Kim Kun Ho, Soe Dong Ju*
© Cho Sung-Am
- Improvement in the osteoblastic cellular response to a commercial collagen membrane and demineralized freeze-dried bone by an amino acid derivative: an *in vitro* study 165 *Masahiro Yamada, Norinaga Kojima, Wael Att,*
Hajime Minamikawa, Kaoru Sakurai © Takahiro Ogawa
- Repair of bone defects around dental implants with bone morphogenetic protein/fibroblast growth factor-loaded porous calcium phosphate cement: a pilot study in a canine model 173 *Lei Wang, Duohong Zou, Shijie Zhang, Jun Zhao, Kefeng Pan*
© Yuanliang Huang
- Influence of abutment material on the fracture strength and failure modes of abutment-fixture assemblies when loaded in a bio-faithful simulation 182 *Davide Apicella, Mario Veltri, Piero Balleri, Antonio Apicella*
© Marco Ferrari
- Are panoramic images reliable in planning sinus augmentation procedures? 189 *Andy Temmerman, Stijn Hertelé, Wim Teughels,*
Christel Dekeyser, Reinhilde Jacobs © Marc Quirynen
- Fatigue resistance and failure mode of novel-design anterior single-tooth implant restorations: influence of material selection for type III veneers bonded to zirconia abutments 195 *Pascal Magne, Maria Paula Gandolfi Paranhos,*
Luiz Henrique Burnett Jr, Michel Magne
© Urs Christoph Belser
- Cross-sectional analysis of the mandibular lingual concavity using cone beam computed tomography 201 *Hsun-Liang Chan, Sharon L. Brooks, Jia-Hui Fu,*
Chu-Yuan Yeh, Ivan Rudek © Hom-Lay Wang
- Dental implant treatment for two adjacent missing teeth in the maxillary aesthetic zone: a comparative pilot study and test of principle 207 *Nynke Tymstra, Gerry M. Raghoebar, Arjan Vissink*
© Henny J. A. Meijer
- Bone regeneration using a synthetic matrix containing enamel matrix derivate 214 *David Schneider, Franz E. Weber, Christoph H. F. Hammerle,*
Andreas Feloutzis © Ronald E. Jung
- Progress and trends in patients' mindset on dental implants. I: level of information, sources of information and need for patient information 223 *Bernhard Pommer, Werner Zechner, Georg Watzak,*
Christian Ulm, Georg Watzek © Gabor Tepper

Short Communication

- Increased bone apposition on a titanium oxide surface incorporating phosphate and strontium 230 *Jin-Woo Park*

Corrigenda

235

This journal is available online at Wiley Online Library.
Visit wileyonlinelibrary.com/journal/clr to search the
articles and register for table of contents e-mail alerts.

Clinical Oral Implants Research is covered by Current Contents®/Clinical Medicine,
the Science Citation Index®, and SciSearch®.

Printed in Malaysia
ISSN:0905-7161



Contents

Papers from the Annual Meeting of the Academy of Dental Materials, October 2010

- 1 State of the art etch-and-rinse adhesives
D.H. Pashley, F.R. Tay, L. Breschi, L. Tjäderhane, R.M. Carvalho, M. Carrilho, A. Tezvergil-Mutluay
- 17 State of the art of self-etch adhesives
B. Van Meerbeek, K. Yoshihara, Y. Yoshida, A. Mine, J. De Munck, K.L. Van Landuyt
- 29 Resin composite—State of the art
J.L. Ferracane
- 39 State-of-the-art: Dental photocuring—A review
F.A. Rueggeberg
- 53 Histologic studies on osseointegration: Soft tissues response to implant surfaces and components. A review
A. Piattelli, A.E. Farias Pontes, M. Degidi, G. Iezzi
- 61 Deproteinized bovine bone in periodontal and implant surgery
N. Baldini, M. De Sanctis, M. Ferrari
- 71 Adhesion/cementation to zirconia and other non-silicate ceramics: Where are we now?
J.Y. Thompson, B.R. Stoner, J.R. Piascik, R. Smith
- 83 From porcelain-fused-to-metal to zirconia: Clinical and experimental considerations
F. Zarone, S. Russo, R. Sorrentino
- 97 Color related to ceramic and zirconia restorations: A review
A. Vichi, C. Louca, G. Corciolani, M. Ferrari

Indexing Services


Dental Materials is indexed by *Index Medicus*, *BIOSIS*, *Current Contents*, *SciSearch*, *Research Alert*, *UnCover*, *Reference Update*, *UMI*, *Silver Platter*, *Excerpta Medica*, *CAB International* and *CINAHL*. The journal is available in microfilm from *UMI*.



This journal is part of Science Direct's free alerting service which sends tables of contents and favourite topics for Elsevier books and journals. You can register by clicking "Alerts" at www.sciencedirect.com



Amsterdam • Boston • London • New York • Oxford • Paris • Philadelphia • San Diego • St. Louis



Contents

- 109 Influence of material selection on the risk of inlay fracture during pre-cementation functional occlusal tapping
P. Magne, M.P.G. Paranhos, L.H. Schlichting
- 114 Correlation between microtensile bond strength data and clinical outcome of Class V restorations
S.D. Heintze, C. Thunpithayakul, S.R. Armstrong, V. Rousson
- 126 Can hygroscopic expansion compensate polymerization shrinkage? Part I. Deformation of restored teeth
A. Versluis, D. Tantbirojn, M.S. Lee, L.S. Tu, R. DeLong
- 134 Spatially resolved assessments of composite shrinkage in MOD restorations using a digital-image-correlation technique
S.-F. Chuang, C.-H. Chang, T.Y.-F. Chen
- 144 Repairability of dental siloranes *in vitro*
A.-K. Lührs, B. Görmann, S. Jacker-Guhr, W. Geurtsen
- 150 Clinical performance of a hybrid resin composite with and without an intermediate layer of flowable resin composite: A 7-year evaluation
J.W.V. van Dijken, U. Pallesen
- 157 Photoinitiator type and applicability of exposure reciprocity law in filled and unfilled photoactive resins
J.G. Leprince, M. Hadis, A.C. Shortall, J.L. Ferracane, J. Devaux, G. Leloup, W.M. Palin
- 165 Optical properties of base dentin ceramics for all-ceramic restorations
T. Shiraishi, D.J. Wood, N. Shinozaki, R. van Noort
- 173 Surface integrity of solvent-challenged ormocer-matrix composite
L.M. Cavalcante, L.F.J. Schneider, N. Silikas, D.C. Watts
- 180 Effect of N-acetyl cysteine on orthodontic primers cytotoxicity
V. D'Antò, G. Spagnuolo, H. Schweikl, S. Rengo, L. Ambrosio, R. Martina, R. Valletta
- 187 The roughness, microhardness, and surface analysis of nanocomposites after application of topical fluoride gels
S.-T. Yeh, H.-T. Wang, H.-Y. Liao, S.-L. Su, C.-C. Chang, H.-C. Kao, B.-S. Lee
- 197 Diffusion and concurrent solubility of self-adhering and new resin-matrix composites during water sorption/desorption cycles
Y.-j. Wei, N. Silikas, Z.-t. Zhang, D.C. Watts

Online only articles

- e1 Round robin test: Wear of nine dental restorative materials in six different wear simulators – Supplement to the round robin test of 2005
S.D. Heintze, W.W. Barkmeier, M.A. Latta, V. Rousson
- e10 A new method to test the fracture probability of all-ceramic crowns with a dual-axis chewing simulator
S.D. Heintze, T. Albrecht, A. Cavalleri, M. Steiner
- e20 The repair potential of resin composite materials
C. Maneenut, R. Sakoolnamarka, M.J. Tyas
- e28 Fatigue behavior in water of Y-TZP zirconia ceramics after abrasion with 30 µm silica-coated alumina particles
S.S. Scherrer, M. Cattani-Lorente, E. Vittecoq, F. de Mestral, J.A. Griggs, H.W.A. Wiskott

Indexing Services

Dental Materials is indexed by *Index Medicus*, *BIOSIS*, *Current Contents*, *SciSearch*, *Research Alert*, *UnCover*, *Reference Update*, *UMI*, *Silver Platter*, *Excerpta Medica*, *CAB International* and *CINAHL*. The journal is available in microfilm from *UMI*.



This journal is part of **Science Direct's** free alerting service which sends tables of contents and favourite topics for Elsevier books and journals. You can register by clicking "Alerts" at www.sciencedirect.com



Amsterdam • Boston • London • New York • Oxford • Paris • Philadelphia • San Diego • St. Louis

endodencia

Sumario

Volumen 28 Número 4 OCTUBRE-DICIEMBRE 2010

NOTA DE LA PRESIDENTA <i>R.Mª Suárez Feito</i>	213
NOTA DEL EDITOR <i>J. Pumarola</i>	214
ARTÍCULOS INVESTIGACIÓN	
Calidad técnica de la obturación radiográfica de tratamientos realizados por estudiantes del posgrado en Endodencia de la Universidad de Chile <i>M. Alcota Rojas, C. Zepeda Zárate</i>	215
Evaluación de la conformación apical de los conductos radiculares con los Sistemas Mtwo y Protaper <i>R. Hilú, F. Balandrano Pinal, A. Pérez, H. Coaguila Llerena</i>	220
CASO CLÍNICO	
Alternativa clínica para la extracción de un lentulo roto dentro del conducto radicular <i>J. Martos, L. Fernando Machado, A.P. Soldatelli Bassotto, C. Folgearini Silveira</i>	228
REVISIÓN BIBLIOGRÁFICA	
Medicina endodónica: implicaciones sistémicas de la patología y terapéutica endodóncicas <i>J.J. Segura Egea, B. Sánchez-Domínguez, C. Calvo Monroy</i>	233
Biofilm. Un nuevo concepto de infección en Endodencia <i>F. Siroent Encinas, E. García Barbero</i>	241
REVISIÓN CLÍNICA	
Incidencia de un tercer conducto en la raíz mesial del primer molar inferior: a propósito de un caso <i>M. Alonso Gredilla, R. Estévez Luaña, O. Valencia de Pablos, J. Aranguren Cangas, F. de la Torre de la Fuente, B. Tejedor Bautista, C. de Gregorio González, R. Cisneros Cabello</i>	257
AGENDA PROFESIONAL	262
INDICE DE AUTORES	266
INDICE DE MATERIAS	269