


BUTLLETI DE SUMARIS

Agost 2012



COL·LEGI OFICIAL D'ODONTÒLEGS I ESTOMATÒLEGS DE CATALUNYA
BIBLIOTECA.

TRAVESSERA DE GRÀCIA, 93-95 08006 BARCELONA TL. 93 3101555 FAX 93 3106399
e-mail: mnadal@coec.net

PRESENTACIÓ

El propòsit principal d'un Butlletí de Sumaris és la màxima difusió de la informació actualitzada que proporcionen les publicacions periòdiques. El Butlletí de Sumaris del COEC aplega, mensualment, els sumaris de les revistes d' Odontostomatologia i de matèries afins que es reben a la Biblioteca.

En cada número es dona la relació dels títols d' aquestes revistes a continuació de la presentació. Els sumaris estan ordenats, al Butlletí, alfabèticament pel títol, essent també accessibles per la matèria general de la revista mitjançant l'Index de Matèries del Butlletí.

Aquesta eina bibliogràfica permet aproximar el perfil d'interés del lector al contingut de les principals publicacions periòdiques d'Odontostomatologia, sense necessitat d'estar-hi subscrit. Totes les revistes relacionades es troben a la Biblioteca, de manera que l'usuari pot demanar , si li interessa, còpia de qualsevol dels articles citats.

REVISTES INCLOSES EN AQUEST BUTLLETÍ

- American Jnl. of Orthodontics & Dentofacial Orthopedics
- Angle Orthodontist
- Avances en Odontoestomatología
- Boletín CODE.
- Clinical Oral Implant Research
- Community Dentistry & Oral Epidemiology
- Dental Practice
- Dental Materials
- Endodoncia
- European Jnl. of Orthodontics
- Implant Dentistry
- International Journal of Prosthodontics
- Journal of the American Dental Association
- Journal of Clinical Periodontology
- Journal of Prosthetic Dentistry
- Oral Surgery, Oral Medicine, Oral Pathology

MATERIA	TITOL DE LA REVISTA	pag
CIRURGIA ORAL	Oral S., Oral M., Oral Pathology Vol. 114 Núm. 2 (agost 2012)	21
COL.LEGIS PROFESSIONALS	CODE. Núm.1 (2012)	7
ENDODÒNCIA	Endodoncia. Vol.30 Núm.2 (abril-juny 2012)	12
IMPLANTS DENTALS	Clinical Oral Implants Research. Vol.23 Núm.8 (agost 2012)	6
	Implants dentals. Vol.21 Núm.4 (agost 2012)	14
MATERIALS DENTALS	Dental Materials. Vol.28 Núm.8 (agost 2012)	9
ODONTOSTOMATOLOGIA	Avances en Odontostomatología. Vol.28 Núm.4 (juliol-agost 2012)	5
	Community Dentistry & Oral Epidemiology. Vol.40 Núm.4 (agost 2012)	8
	Dental Practice. Vol.7 Núm.4 (agost 2012)	10
ORTODÒNCIA	JADA. Vol.7 Núm.4 (agost 2012)	18
	American Jnl. Of Orthod. Vol.142 Núm.2 (agost 2012)	1
	The Angle Orthodontist. Vol.82 Núm.4 (juliol 2012)	3
	European Jnl. Orthodontics. Vol.34 Núm.4 (agost 2012)	13
	Jnl. of Clinical Perio. Vol.39 Núm.8 (agost 2012)	19
PRÒTESI DENTAL	International Journal of Prosthodontics. Vol.25 Núm.4 (2012)	16
	Jnl. of Prosthetic Dentistry. Vol.108 Núm.2 (agost 2012)	20

American Journal of Orthodontics and Dentofacial Orthopedics
Volume 142(2) August 2012

You might miss something obvious. pg. 151 Editorial

Yu, Z. Question about relapse of corrected deepbites. pg. 152 Letter

Akyalcin, S. Author's response. pg. 152-153 Letter

Greco, P.M. When less might be more. pg. 154 Miscellaneous

Chung, C.H. ARTICLES FROM THE CURRENT ORTHODONTIC LITERATURE, SELECTED AND REVIEWED BY: SENIOR ORTHODONTIC RESIDENTS, UNIVERSITY OF PENNSYLVANIA, PHILADELPHIA. pg. 155-158

Millett, D.T. Treatment and stability of Class II Division 2 malocclusion in children and adolescents: A systematic review. pg. 159-169e9

Horner, K.A. Cortical bone and ridge thickness of hyperdivergent and hypodivergent adults. pg. 170-178

Gracco, A. Effects of thread shape on the pullout strength of miniscrews. pg. 186-190

Torlakovic, L. Clinical color intensity of white spot lesions might be a better predictor of enamel demineralization depth than traditional clinical grading. pg. 191-198

Ahn, H.W. Accelerated decompensation of mandibular incisors in surgical skeletal Class III patients by using augmented corticotomy: A preliminary study. pg. 199-206

Ryu, J.H. Palatal bone thickness compared with cone-beam computed tomography in adolescents and adults for mini-implant placement. pg. 207-212

Prabakaran, R. Motivation for orthodontic treatment investigated with Q-methodology: Patients' and parents' perspectives. pg. 213-220

Dyer, K.C. Relapse revisited-again. pg. 221-227

Migliorati, M. Miniscrew design and bone characteristics: An experimental study of primary stability. pg. 228-234

Pinho, T. Multidisciplinary management including periodontics, orthodontics, implants, and prosthetics for an adult. pg. 235-245

Lv, Y. Two-phase treatment of skeletal Class II malocclusion with the combination of the Twin-block appliance and high-pull headgear. pg. 246-255

Garib, D.G. Complications of misdiagnosis of maxillary canine ectopic eruption. pg. 256-263

Umesan, U.K. Laryngeal impaction of an archwire segment after accidental ingestion during orthodontic adjustment. pg. 264-268

Sousa, M.V.S. Accuracy and reproducibility of 3-dimensional digital model measurements. pg. 269-273

THE ANGLE ORTHODONTIST. Volume 82, Issue 4 (July 2012)

Nur, M. Conventional frontal radiographs compared with frontal radiographs obtained from cone beam computed tomography. P.579-84

Lorenzoni, D.C. Cytogenetic biomonitoring in children submitting to a complete set of radiographs for orthodontic planning P. 585-90

Tortamano, A. Periodontopathogens around the surface of mini-implants removed from orthodontic patients. P. 591-5

Nur, M. Effects of maxillary molar distalization with Zygoma-Gear Appliance P. 596-602

Shah, A.H. Effects of screw and host factors on insertion torque and pullout strength P.603-610

Cho, I.S. In vitro and in vivo mechanical stability of orthodontic mini-implants P. 611-7

Cho, K.C. Effects of predrilling depth and implant shape on the mechanical properties of orthodontic mini-implants during the insertion procedure. P.618-624

Han, S. Evaluation of palatal bone density in adults and adolescents for application of skeletal anchorage devices P.625-31

Primožič, J. Three-dimensional longitudinal evaluation of palatal vault changes in growing subjects. P.632-6

Lee, K.M. Alveolar bone loss around lower incisors during surgical orthodontic treatment in mandibular prognathism. P.637-44

Kook, Y.A. Comparison of alveolar bone loss around incisors in normal occlusion samples and surgical skeletal Class III patients. P.645-52

Pazzini, C.A. Longitudinal assessment of periodontal status in patients with nickel allergy treated with conventional and nickel-free braces. P.653-7

Baptista, R.S. A semi-automated method for bone age assessment using cervical vertebral maturation. P.658-62

Brauchli, L.M. Active and passive self-ligation: a myth? *Part 1: torque control*

Fu, P.S. Impacted mandibular second molars. P. 670-75

Kobayashi, Y. Treatment effects of quad-helix on the eruption pattern of maxillary second molars. P.676-81

Chi, L. Biomechanical reevaluation of orthodontic asymmetric headgear. P.682-90

Gkantidis, N. Comparative assessment of clinical performance of esthetic bracket materials P.691-7

Watanabe, E. Deflection load characteristics of laser-welded orthodontic wires. P.698-702

Sebastian, S. Alignment efficiency of superelastic coaxial nickel-titanium vs superelastic single-stranded nickel-titanium in relieving mandibular anterior crowding. P.703-8

Lacerda dos Santos, R. The influence of pH levels on mechanical and biological properties of nonlatex and latex elastics. P.709-14

Li, Y. Bidimensional techniques for stronger anterior torque control in extraction cases. P.715-22

Smith, B. Prediction of orthodontic treatment of surgically exposed unilateral maxillary impacted canine patients. P.723-31

Pithon, M.M. Perception of the esthetic impact of mandibular incisor extraction treatment on laypersons, dental professionals, and dental students. P.732-8

de Oliveira Ruellas, A.C. Multidisciplinary approach to a traumatized unerupted dilacerated maxillary central incisor. P.739-47

Al-Anezi, S.A. Quantifying plaque during orthodontic treatment. P. 748-

AVANCES en odontología

Vol. 28- Núm. 4 - JULIO-AGOSTO 2012

SUMARIO

A nuestros lectores	173
Osteorradionecrosis como secuela de la radioterapia HERRERA HERREA A, DÍAZ CABALLERO A, HERRERA BARRIOS F, FANG MERCADO LC	175
Manifestaciones orales en pacientes VIH/SIDA asociadas a tratamiento antirretroviral y el estado inmunológico en dos fundaciones de la ciudad de Cartagena JIMÉNEZ MALAGÓN MC, HARRIS RICARDO J, PALOMINO ROSSI W, DÍAZ CABALLERO AJ, PUELLO DEL RÍO E	181
Vértigo posicional paroxístico benigno relacionado con los tratamientos dentales CROVETTO MARTÍNEZ R, MARTÍNEZ RODRÍGUEZ A	191
Osteonecrosis de maxilares asociada al uso de bifosfonatos: Revisión de 491 casos HERNÁNDEZ VIGUERAS S, JANÉ-SALAS E, PÉREZ TOMAS R, LÓPEZ-LÓPEZ J	199

En la edición de abril 2012 del Ranking Web de Repositorios del Mundo (http://repositories.webometrics.info/index_es.html) publicado por el Laboratorio de Cibermetría del CSIC, el sitio SciELO España (<http://scielo.isciii.es>), coordinado y mantenido por la Biblioteca Nacional de Ciencia de la Salud del Instituto de Salud Carlos III, ocupa el puesto número 8 del mundo (http://repositories.webometrics.info/topportals_es.asp), subiendo un lugar con respecto a la pasada. Esos datos avalan la teoría de que SciELO es una excelente herramienta de visibilidad y difusión de nuestras publicaciones.

ACEPTADA EN EL ÍNDICE BIBLIOGRÁFICO ESPAÑOL EN CIENCIAS DE LA SALUD (IBECs) Y EN SCIELO. LAS DIRECCIONES DE INTERNET PARA ENCONTRAR LAS REVISTAS INDEXADAS SON LAS SIGUIENTES:

AVANCES EN ODONTOESTOMATOLOGÍA

http://scielo.isciii.es/scielo.php/script_sci_serial/pid_0213-1285/Ing_es/nr

AVANCES EN PERIODONCIA E IMPLANTOLOGÍA ORAL

http://scielo.isciii.es/scielo.php/script_sci_serial/pid_1130-1457/Ing_es/nr

AVANCES EN ODONTOESTOMATOLOGÍA/169

Contents

Original Articles

- Implant-supported mandibular splinting affects temporomandibular joint biomechanics 897 B. Zaugg, C. H. F. Hämmerle, S. Palla & L. M. Gallo
- Volumetric changes of the graft after maxillary sinus floor augmentation with Bio-Oss and autogenous bone in different ratios: a radiographic study in minipigs 902 T. Jensen, S. Schou, P. A. Svendsen, J. L. Forman, H. J. G. Gundersen, H. Terheyden & P. Holmstrup
- The effect of permanent grafting materials on the preservation of the buccal bone plate after tooth extraction: an experimental study in the dog 911 H. Bashara, J. C. Wohlfahrt, I. Polyzois, S. P. Lyngstadaas, S. Renvert & N. Claffey
- Maxillary sinus floor elevation and grafting with deproteinized bovine bone mineral: a clinical and histomorphometric study 918 D. Z. Lee, S. T. Chen & I. B. Darby
- Long-term outcomes of three types of implant-supported mandibular overdentures in smokers 925 G. Stoker, R. van Waas & D. Wismeijer
- In vitro* influence of ultrasonic stress, removal force preload and thermocycling on the retrievability of implant-retained crowns 930 C. Mehl, S. Harder, D. Schwarz, M. Steiner, O. Vollrath & M. Kern
- Association of hyaluronic acid with a collagen scaffold may improve bone healing in critical-size bone defects 938 B. d. B. Bezerra, M. A. M. Brazão, M. L. G. de Campos, M. Z. Casati, E. A. Sallum & A. W. Sallum
- Enhanced implant integration with hierarchically structured implants: a pilot study in rabbits 943 C. B. Johansson, C. Gretzer, R. Jimbo, I. Mattisson & E. Ahlberg
- CBCT fractal dimension changes at the apex of immediate implants placed using undersized drilling 954 O. González-Martín, E. A. Lee & M. Veltri
- Oral health-related quality of life in patients treated by implant-supported fixed dentures and removable partial dentures 958 C. Furuyama, M. Takaba, M. Inukai, R. Mulligan, Y. Igarashi & K. Baba
- Thermal changes and drill wear in bovine bone during implant site preparation. A comparative *in vitro* study: twisted stainless steel and ceramic drills 963 N. Oliveira, F. Alaejos-Algarra, J. Mareque-Bueno, E. Ferrés-Padró & F. Hernández-Alfaro
- Labial bone assessment surrounding dental implant using cone-beam computed tomography: an *in vitro* study 970 M. Naitoh, H. Hayashi, N. Tsukamoto & E. Ariji
- Relation between bone quality values from ultrasound transmission velocity and implant stability parameters – an *ex vivo* study 975 V. V. Kumar, K. Sagheb, M. O. Klein, B. Al-Nawas, P. H. Kann & P. W. Kämmerer
- Bone tissue microarchitectural characteristics at dental implant sites. Part I: Identification of clinical-related parameters 981 R. C. G. de Oliveira, C. R. Leles, C. Lindh & R. F. Ribeiro-Rotta
- The influence of perforating the autogenous block bone and the recipient bed in dogs. Part II: histologic analysis 987 J.-K. Cha, C.-S. Kim, S.-H. Choi, K.-S. Cho, J.-K. Chai & U.-W. Jung
- Flap extension attained by vertical and periosteal-releasing incisions: a prospective cohort study 993 J.-C. Park, C.-S. Kim, S.-H. Choi, K.-S. Cho, J.-K. Chai & U.-W. Jung
- Model-based guided implant insertion for solitary tooth replacement: a pilot study 999 K. Marcelis, M. Vercruyssen, I. Naert, W. Teughels & M. Quirynen
- Erratum 1004

This journal is available online at Wiley Online Library.
Visit wileyonlinelibrary.com/journal/clr to search the articles and register for table of contents e-mail alerts.

Clinical Oral Implants Research is covered by Current Contents®/Clinical Medicine, the Science Citation Index®, and SciSearch®.

- 3 • Editorial
- 6 • Santa Apolonia reúne a un gran número de colegiados
- 12 • Caja España ofrece ventajas financieras
- 12 • Mas Corpororate de Meliá facilita los viajes
- 13 • Acuerdo entre el Colegio y Reale Seguros
- 14 • Los Colegios de Dentistas de Castilla y León, unidos para plantear sus cuestiones ante la Administración Autonómica
- 14 • Primer convenio colectivo de Clínicas Dentales de Palencia
- 16 • Los que más caries tienen
- 20 • El Dentibús visita Burgos
- 22 • Dentistas de Valladolid realizaron revisiones gratuitas
- 24 • Curso de Reanimación Cardiopulmonar y de tratamiento del Broncoespamo
- 27 • Las claves estéticas de la sonrisa
- 28 • El colegiado vallisoletano Javier Núñez se hace con el Premio Fonseca 2011
- 30 • Condenan por intrusismo
- 32 • Las prestaciones realizadas por los dentistas están exentas de IVA
- 33 • El Consejo General de Dentistas se enfrenta a Vitaldent
- 34 • Celebrada la Asamblea General Ordinaria de Code

SANTA APOLONIA ...

6



Colegios de Dentistas de CyL unidos..

14



JAVIER NÚÑEZ SE HACE CON EL PREMIO FONSECA 2011

28



Asamblea General Ordinaria de Code

34



CODE Núm. 1

BOLETÍN INFORMATIVO JULIO 2012

Edita: Colegio de Dentistas / Editorial MIC
Calle Esgueva, 13 · 47003 - Valladolid
Tel. 983266177
www.colegiodedentistas.com

Depósito legal LE-942-2012

Producción Editorial

Editorial MIC
Artesiano, s/n
León · 24010
Pol. Ind. Trobajo del Camino
Teléfono: 902 271 902 · Fax: 902 371 902
E-mail: mic@editorialmic.net
www.editorialmic.com

Más información aquí



Junta de Gobierno del Colegio
Presidente: Agustín Moreda Frutos
Vicepresidente: Miguel Ángel Nebreda Pérez
Secretario: José Luis Ubierna González
Tesorera: Concepción López de Arroyabe Mardones

Junta Provincial de Burgos
Presidente: Alfredo Aragúes González
Secretario: José Manuel Díez López Dóriga
Vocal: Joaquín Fedec Gete
Vocal: María Jesús de Luna Revuelta
Vocal: Mónica Gutiérrez Martínez

Junta Provincial de Palencia
Presidente: Angel Argüello Gómez
Secretario: Iván Garrido Poza
Vocal: Angel de Castro Martín

Junta Provincial de Soria
Presidente: Camilo Sainz Ruiz
Secretario: Julián Jiménez Cascante
Vocal: Pablo Ruiz Ruiz

Junta Provincial de Valladolid
Presidente: Jesús Fuentes García
Secretario: Joaquín Llorente Sánchez
Vocal: Ernesto Rodríguez-Monsalve Pastor
Vocal: Javier Núñez Llorente
Vocal: Francisco de La Torre De La Fuente
Vocal: Roberto Martín Martínez
Vocal: Juan Núñez Fernández
Vocal: Javier Antonio Fernández Doval
Vocal: Ricardo Urgel Menéndez

Junta Provincial de Zamora
Presidente: José de Paula Iglesias
Secretario: Antonio Antonio Celemín
Vocal: José Luis González Calvo

Watt, R. Integrating the common risk factor approach into a social determinants framework. pg. 289-296 Editorial

Grytten, J. Demand for and utilization of dental services according to household income in the adult population in Norway. pg. 297-305

Marshman, Z. What influences the use of dental services by adults in the UK?. pg. 306-314

Norberg, C. Body mass index (BMI) and dental caries in 5-year-old children from southern Sweden. pg. 315-322

Abanto, J. The impact of dental caries and trauma in children on family quality of life. pg. 323-331

Botello-Harbaum, M.T. Level of oral health impacts among patients participating in PEARL: a dental practice-based research network. pg. 332-342

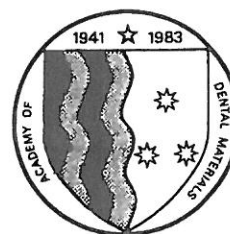
Tickle, M. Predictors of pain associated with routine procedures performed in general dental practice. pg. 343-350

Christell, H. A framework for costing diagnostic methods in oral health care: An application comparing a new imaging technology with the conventional approach for maxillary canines with eruption disturbances. pg. 351-361

Tuominen, R. Private dentists assess treatment required as more extensive, demanding and costly, than public sector dentists. pg. 362-368

Cobiac, L.J. Cost-effectiveness of extending the coverage of water supply fluoridation for the prevention of dental caries in Australia. pg. 369-376

Franzen, C. Boundary work of dentists in everyday work. pg. 377-384



Contents

Original articles

- 811 Color shifting at the border of resin composite restorations in human tooth cavity
M. Tsubone, M. Nakajima, K. Hosaka, R.M. Foxton, J. Tagami
- 818 Synergistic interaction caused to human gingival fibroblasts from dental monomers
J. Durner, P. Wellner, R. Hickel, F.X. Reichl
- 824 Mechanical properties of hydroxyapatite whisker-reinforced bis-GMA-based resin composites
H. Zhang, B.W. Darvell
- 831 Competitive light absorbers in photoactive dental resin-based materials
M.A. Hadis, A.C. Shortall, W.M. Palin
- 842 Effect of quaternary ammonium and silver nanoparticle-containing adhesives on dentin bond strength and dental plaque microcosm biofilms
K. Zhang, M.A.S. Melo, L. Cheng, M.D. Weir, Y. Bai, H.H.K. Xu
- 853 Dental plaque microcosm biofilm behavior on calcium phosphate nanocomposite with quaternary ammonium
L. Cheng, M.D. Weir, K. Zhang, E.J. Wu, S.M. Xu, X. Zhou, H.H.K. Xu
- 863 Resin zirconia bonding promotion with some novel coupling agents
C.Y.K. Lung, M.G. Botelho, M. Heinonen, J.P. Matinlinna
- 873 Residual stresses in porcelain-veneered zirconia prostheses
M. Baldassarri, C.F.J. Stappert, M.S. Wolff, V.P. Thompson, Y. Zhang
- 880 Machining variability impacts on the strength of a 'chair-side' CAD-CAM ceramic
O. Addison, X. Cao, P. Sunnar, G.J.P. Fleming
- 888 Stress relaxation of trithiocarbonate-dimethacrylate-based dental composites
H.Y. Park, C.J. Kloxin, M.F. Fordney, C.N. Bowman
- 894 Repair of silorane-based dental composites: Influence of surface treatments
N. Hamano, Y.-C. Chiang, I. Nyamaa, H. Yamaguchi, S. Ino, R. Hickel, K.-H. Kunzelmann
- 903 The inhibitory effects of silver diamine fluoride at different concentrations on matrix metalloproteinases
M.L. Mei, Q.L. Li, C.H. Chu, C.K.Y. Yiu, E.C.M. Lo
- 909 Wear behavior of dental Y-TZP ceramic against natural enamel after different finishing procedures
G. Mitov, S.D. Heintze, S. Walz, K. Woll, F. Muecklich, P. Pospiech
- 919 Effects of thread features in osseo-integrated titanium implants using a statistics-based finite element method
P. Ausiello, P. Franciosa, M. Martorelli, D.C. Watts
- 928 Creep deformation of restorative resin-composites intended for bulk-fill placement
S. El-Safty, N. Silikas, D.C. Watts

Online only articles

- e99 Effects of cement thickness and bonding on the failure loads of CAD/CAM ceramic crowns: Multi-physics FEA modeling and monotonic testing
L.G. May, J.R. Kelly, M.A. Bottino, T. Hill
- e110 Incorporation of an antibacterial and radiopaque monomer in to dental resin system
J. He, E. Söderling, L.V.J. Lassila, P.K. Vallittu
- e118 Characterization of third-body media particles and their effect on in vitro composite wear
N.C. Lawson, D. Cakir, P. Beck, M.S. Litaker, J.O. Burgess
- e127 Effect of an experimental zirconia-silica coating technique on micro tensile bond strength of zirconia in different priming conditions
C. Chen, C.J. Kleverlaan, A.J. Feilzer
- e135 Human gingival keratinocyte response to substances eluted from Silorane composite material reveal impact on cell behavior reflected by RNA levels and induction of apoptosis
S.D. Schulz, A. König, T. Steinberg, P. Tomakidi, E. Hellwig, O. Polydorou

Indexing Services

Dental Materials is indexed by *Index Medicus*, *BIOSIS*, *Current Contents*, *SciSearch*, *Research Alert*, *UnCover*, *Reference Update*, *UMI*, *Silver Platter*, *Excerpta Medica*, *CAB International* and *CINAHL*. The journal is available in microfilm from UMI.

Available online at www.sciencedirect.com


SciVerse ScienceDirect

This journal is part of Science Direct's free alerting service which sends tables of contents and favourite topics for Elsevier books and journals. You can register by clicking "Alerts" at www.sciencedirect.com



Amsterdam • Boston • London • New York • Oxford • Paris • Philadelphia • San Diego • St. Louis

16 EN PORTADA



Consigue que tu equipo
de trabajo sea un
engranaje perfecto

Carta del director

5 Todos juntos

ACTUALIDAD

6 Actividades de la Fundación AMA para el segundo semestre • COEM y la UCM firman un acuerdo de colaboración

8 II Simposium dentalDoctors • Última tecnología en los estuches odontológicos de Bien Air • Surge DENTSPLY Implants • Nueva plataforma *on-line* de Camlog Connect

V EDICIÓN DE LOS PREMIOS DENTALES SPA

10 Un año más SPA editores distingue a los profesionales y entidades que han destacado por su labor en el área de la salud bucodental durante 2011

EN PORTADA

Consigue que tu equipo de trabajo sea un engranaje perfecto

16 El factor humano es decisivo para el buen funcionamiento de la clínica

LOS EXPERTOS DE DENTAL PRACTICE

Prótesis

22 El entierro de las impresiones

Gestión

28 Cómo evaluar las tecnologías que incorporo a mi consulta

Nuevas tecnologías

34 Evolución tecnológica de la prostodoncia

Psicología

42 Cómo prevenir y gestionar el estrés laboral

10



LA SALUD BUCODENTAL, AL DETALLE

Análisis de la salud bucodental, ¿la excepción a la norma?

24 Parece que, por ahora, consigue escapar a los efectos de la crisis

MESA REDONDA DENTAL PRACTICE

Calidad vs. precio

30 Análisis del binomio calidad-precio en la relación empresa y odontólogo

OPERATORIA DENTAL

Cone beam computed tomography en endodoncia (y II)

37 Revisión de la TC de haz cónico

ENTORNO

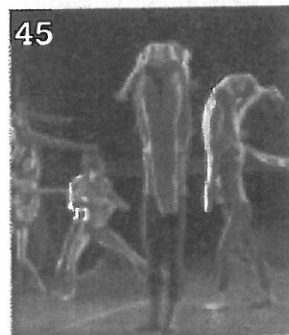

45 Cultura

46 Golf

48 Humor

NOVEDADES

47 OptiBond XTR mejora la capacidad adhesiva de todos los cementos de resina del mercado
• Voco lanza unos sets para la confección de *inlays* de composite indirectos en el sillón



EN NUESTRA WEB

dental
practice es

Participe en las encuestas de *Dental Practice* a través de nuestra página web.

Su opinión sobre los temas más candentes de la profesión resulta muy importante para nosotros, ya que contribuirá a conocer mejor la realidad de la odontoestomatología en nuestro país.

¿Cómo hace para conseguir que su equipo de trabajo funcione a la perfección?

DENTAL PRACTICE no hace necesariamente suyas las opiniones vertidas en los artículos firmados.

DENTAL PRACTICE Edición española es una publicación de Spanish Publishers Associates (SPA), Antonio López, 249 (1º). 28041 Madrid, editada en colaboración con Advanstar Communications Inc.

© Copyright 2012 by Advanstar Communications Inc. All rights reserved. No part of this publication may be reproduced or transmitted in any form or by means, electronic or mechanical including by photocopy, recording or information storage and retrieval without permission in writing from the publisher, Advanstar Communication Inc.

© Copyright 2012 Edición española, Spanish Publishers Associates.

endodoncia

Sumario

Volumen 30 Número 2 ABRIL-JUNIO 2012

NOTA DEL PRESIDENTE <i>Rafael Cisneros Cabello</i>	53
NOTA DEL EDITOR <i>José Pumarola Suñé</i>	54
ARTÍCULOS INVESTIGACIÓN	
Adaptación a la dentina de un sellador experimental a base de trióxido mineral. Estudio piloto <i>Alejandro Marcelo Leonhardt, Nicolás Rubén Paduli</i>	55
Acción antibacteriana de pastas de hidróxido de calcio frente a <i>Enterococcus faecalis</i> <i>María Luisa de la Casa, María del Milagro Sáez, Gabriela López, María Elena López, Marta Cecilia</i>	60
CASO CLÍNICO	
Revascularización pulpar en diente inmaduro con periodontitis apical: ¿Alternativa al tratamiento de apicoformación? <i>A. Bertó Botella, R. Miñana Laliga</i>	64
REVISIÓN CLÍNICA	
<i>Dens in dente</i> . Revisión de la literatura. A propósito de un caso <i>Lilia Elena Leonardi, Pablo Gallegos Crotte, Diana María Atlas</i>	73
REVISIÓN BIBLIOGRÁFICA	
Surco palatogingival: implicaciones clínicas <i>Stella Machado de Andrade, Lidiane de Castro Pinto, José Burgos, Ana Lúcia Pompéia Fraga de Almeida, Celso Kenji Nishiyama</i>	78
AGENDA PROFESIONAL	83

EUROPEAN JOURNAL OF ORTODONTICS.

Volume 34 Issue 4 August 2012

Springate, S.D. **A re-investigation of the relationship between head posture and craniofacial growth** P. 397-409 [Full Text \(PDF\)](#)

Farronato, G. **The effect of Teflon coating on the resistance to sliding of orthodontic archwires** P. 410-417 [Full Text \(PDF\)](#)

Heikinheimo, K. **Dental arch width, overbite, and overjet in a Finnish population with normal occlusion between the ages of 7 and 32 years** P. 418-426 [Full Text \(PDF\)](#)

Faltermeier, J. **The influence of electron beam irradiation on colour stability and hardness of aesthetic brackets** P. 427-431 [Full Text \(PDF\)](#)

Al Jawad, F.A. **A qualitative study of the early effects of fixed orthodontic treatment on dietary intake and behaviour in adolescent patients** P. 432-436 [Full Text \(PDF\)](#)

Jung, K. **Statistical signal processing methods for intraoral pressure curve analysis in orthodontics** P. 437-441 [Full Text \(PDF\)](#)

Honme, Y. **Efficient palatal expansion with a quadhelix appliance: an *in vitro* study using an experimental dental arch model** P. 442-446 [Full Text \(PDF\)](#)

Srinivasan, B. **Assessment of serum dehydroepiandrosterone sulphate in subjects during the pre-pubertal, pubertal, and adult stages of skeletal maturation** P. 447-451 [Full Text \(PDF\)](#)

Granlund, C.M. **Frequency of errors and pathology in panoramic images of young orthodontic patients** P. 452-457 [Full Text \(PDF\)](#)

Aly, M. **Effect of multimedia information sequencing on educational outcome in orthodontic training** P. 458-465 [Full Text \(PDF\)](#)

Aldairy, T. **Orthognathic surgery: is patient information on the Internet valid?** P. 466-469 [Full Text \(PDF\)](#)

Taner, T. **A prospective clinical evaluation of mandibular lingual retainer survival** P. 470-474 [Full Text \(PDF\)](#)

Jäderberg, S. **Removable thermoplastic appliances as orthodontic retainers—a prospective study of different wear regimens** P. 475-479 [Full Text \(PDF\)](#)

S. Moghimi, S. **Design and implementation of a hybrid genetic algorithm and artificial neural network system for predicting the sizes of unerupted canines and premolars** P. 480-486 [Full Text \(PDF\)](#)

Perinetti, G. **Diagnostic performance of dental maturity for identification of skeletal maturation phase** P. 487-492 [Full Text \(PDF\)](#)

Yoshida, S. **Influence of light dose on bond strength of orthodontic light-cured adhesives** P. 493-497 [Full Text \(PDF\)](#)

Falkensammer, F. **Influence of surface conditioning on ceramic microstructure and bracket adhesion** P. 498-504 [Full Text \(PDF\)](#)

Al-Hity, R. **In vitro orthodontic bracket bonding to porcelain** P. 505-511 [Full Text \(PDF\)](#)

Rusanen, J. **Pathways between temporomandibular disorders, occlusal characteristics, facial pain, and oral health-related quality of life among patients with severe malocclusion** P. 512-517 [Full Text \(PDF\)](#)

Porntaveetus, T. **Wnt signaling in the murine diastema** P. 518-524 [Full Text \(PDF\)](#)

Bourne, C.O. **Orthodontic treatment needs in Caribbean dental clinics** P. 525-530 [Full Text \(PDF\)](#)

IMPLANT DENTISTRY VOLUME 21(4) AUGUST 2012

Fujita, S. Variations of Vascular Distribution in the Mandibular Anterior Lingual Region: A High Risk of Vascular Injury During Implant Surgery. pg. 259-264

Lee, C. Use of Cone Beam Computed Tomography and a Laser Intraoral Scanner in Virtual Dental Implant Surgery: Part 1. pg. 265-271

Covani, U. Immediate Rehabilitation of Completely Edentulous Jaws With Fixed Prosthesis Supported by Implants Placed Into Fresh Extraction Sockets and in Healed Sites: A 4-Year Clinical Evaluation. pg. 272-279

Javed, F. Oral Squamous Cell Carcinoma Arising Around Osseointegrated Dental Implants. pg. 280-286

Jofre, J. Protocol for Immediate Implant Replacement of Infected Teeth. pg. 287-294

Soltan, M. Theoretical Model For Bone Graft Success. pg. 295-301

Levin, L. Novel Implant Design for Initial Stability of Dental Implants Inserted in Fresh Extraction Sockets: A Preliminary Study. pg. 302-305

Basegmez, C. Evaluation of Periimplant Crevicular Fluid Prostaglandin E2 and Matrix Metalloproteinase-8 Levels From Health to Periimplant Disease Status: A Prospective Study. pg. 306-310

Fakhravar, B. Probing and Scaling Instrumentation on Implant Abutment Surfaces: An In Vitro Study. pg. 311-316

Sezer, B. Alveolar Distraction Osteogenesis in the Human Mandible: A Clinical and Histomorphometric Study. pg. 317-322

Saulacic, N. Clinical and Radiographic Outcome of Dental Implants Supporting Fixed Prosthesis: The Relevance of Cortical Bone Formation. pg. 323-329

Jeong, M.A. A Multicenter Prospective Study in Type IV Bone of a Single Type of Implant. pg. 330-334

Tripodi, D. An In Vitro Investigation Concerning the Bacterial Leakage at Implants With Internal Hexagon and Morse Taper Implant-Abutment Connections. pg. 335-339

Chen, X.Y. Treatment Planning of Implants When 3 Mandibular Posterior Teeth Are Missing: A 3-Dimensional Finite Element Analysis. pg. 340-343

Lin, Y.H. The Effect of Titanium With Electrochemical Anodization on the Response of the Adherent Osteoblast-Like Cell. pg. 344-349

Ormianer, Z. Retrospective Clinical Evaluation of Tapered Implants: 10-year Follow-up of Delayed and Immediate Placement of Maxillary Implants. pg. 350-356

- 319 Editorial: On Widening the Stream**
George A. Zarb/Steven E. Eckert
- 320 On Crestal/Marginal Bone Loss Around Dental Implants**
Tomas Albrektsson/Daniel Buser/Lars Sennerby
- 326 Can Resonance Frequency Analysis Predict Failure Risk of Immediately Loaded Implants?**
Momen A. Atieh/Nabeel H.M. Alsabeeha/Alan G.T. Payne
- 340 Randomized Clinical Trial Comparing Dietary Intake in Patients with Implant-Retained Overdentures and Conventionally Relined Dentures**
Harald Gjengedal/Lisbeth Dahl/Ågot Lavik/Tordis Agnete Trovik/Einar Berg/
Olav E. Bøe/Marian Kjellevoll Malde
- 348 Self-Reported Data on Sleep Quality and Psychologic Characteristics in Patients with Myofascial Pain and Disc Displacement Versus Asymptomatic Controls**
Sevgi Şener/Özkan Güler
- 353 Influence of Technique and Pouring Time on Dimensional Stability of Polyvinyl Siloxane and Polyether Impressions**
Miguel Gómez-Polo/Alicia Celemín/Jaime del Río/Andrés Sánchez
- 357 Comparison of Implant-Supported Crown Length Measured on Digitized Casts and Intraoral Radiographs**
Henny J.A. Meijer/Gerdien Telleman/Chawan Gareb/Laurens Den Hartog/
Arjan Vissink/Gerry M. Raghoobar
- 360 Complication and Failure Rates of Tooth-Supported Fixed Dental Protheses After 7 to 19 Years in Function**
Isabelle Bart/Boris Dobler/Kurt Schmidlin/Marcel Zwahlen/Giovanni E. Salvi/
Niklaus P. Lang/Urs Brägger

- 368 Effect of Dental Status and Masticatory Ability on Decreased Frequency of Fruit and Vegetable Intake in Elderly Japanese Subjects**
Ryosuke Kagawa/Kazunori Ikebe/Chisato Inomata/Tadashi Okada/Hajime Takeshita/
Yuko Kurushima/Masahito Kibi/Yoshinobu Maeda
- 376 Novel Denture-Cleaning System Based on Hydroxyl Radical Disinfection**
Taro Kanno/Keisuke Nakamura/Hiroyo Ikai/Eisei Hayashi/Midori Shirato/Takayuki Mokudai/
Atsuo Iwasawa/Yoshimi Niwano/Masahiro Kohno/Keiichi Sasaki
- 381 Prosthodontic Maintenance of Maxillary Implant Overdentures:
A Systematic Literature Review**
Reham B. Osman/Alan G.T. Payne/Sunyoung Ma
- 392 Prosthodontic Maintenance Requirements of Implant-Retained Overdentures Using
the Locator Attachment System**
Joe Vere/Derek Hall/Raj Patel/Phillip Wragg
- 395 Clinical Performance of All-Ceramic Inlay and Onlay Restorations in Posterior Teeth**
Ulrike Stephanie Beier/Ines Kapferer/Doris Burtscher/Johannes M. Giesinger/Herbert Dumfahrt
- 403 Prospective Clinical Study of Zirconia-Based Posterior Four-Unit Fixed
Dental Prostheses: Four-Year Follow-up**
María P. Salido/Francisco Martínez-Rus/Fernando del Río/Guillermo Pradies/
Mutlu Özcan/María J. Suárez
- 410 Clinical Success of Shade Guides Arranged According to Lightness
Measured Digitally**
Ghazal Khashayar/Alma Dozic/Cornelis Kleverlaan/Albert J. Feilzer
- 418 Upcoming Events**

SUMARIO



pág. 152

OPINIÓN

- 150 **Editorial.** El número clausus en odontología
Julio González Iglesias

EN PORTADA

- 152 **Fluorescencia.** Eficacia de los métodos convencionales de detección de la caries oclusal y de los métodos basados en la fluorescencia.
Estudio in vivo con validación histológica
M. B. Diniz, T. Boldieri, J. A. Rodrigues, L. Santos-Pinto, A. Lussi, R. C. L. Cordeiro



PRÁCTICA CLÍNICA

- 164 **Coronectomía.** Una opción de tratamiento quirúrgico para los terceros molares incluidos en la cercanía del nervio alveolar inferior
G. Monaco, G. de Santis, M. R. Antonella Gatto, G. Corinaldesi, C. Marchetti



INVESTIGACIÓN

- 172 **Endodoncia.** Eficacia del tratamiento de endodoncia en la práctica general. *Un estudio de la red PEARL (Practitioners Engaged in Applied Research and Learning)*
S. D. Bernstein, A. J. Horowitz, M. Man, H. Wu, D. Foran, D. A. Vena, D. Collie, A. G. Matthews, F. A. Curro, V. P. Thompson, R. G. Craig, de la red PEARL (Practitioners Engaged in Applied Research and Learning)
- 183 **Artículo español.** Estética en ortodoncia: un enfoque periodontal (I)
A. Alvarado Lorenzo, M. Alvarado Lorenzo, D. Pellicer Castillo, E. Jiménez Crespo, J. Rojo Soria



FORMACIÓN CONTINUADA

- 189 El programa de Educación Dental Continuada de JADA, dirigido a todos los odontoestomatólogos licenciados en España, ofrece a los lectores la oportunidad de obtener créditos de Educación Continuada.

Schulz, S. The importance of genetic variants in TNF[alpha] for periodontal disease in a cohort of coronary patients. pg. 699-706

Letra, A. MMP3 and TIMP1 variants contribute to chronic periodontitis and may be implicated in disease progression. pg. 707-716

de Castilhos, E.D. Association between obesity and periodontal disease in young adults: a population-based birth cohort. pg. 717-724

Shanbhag, S. The impact of periodontal therapy on oral health-related quality of life in adults: a systematic review. pg. 725-735

Iniesta, M. Probiotic effects of orally administered Lactobacillus reuteri-containing tablets on the subgingival and salivary microbiota in patients with gingivitis. A randomized clinical trial. pg. 736-744

Krohn-Dale, I. Er:YAG laser in the treatment of periodontal sites with recurring chronic inflammation: a 12-month randomized, controlled clinical trial. pg. 745-752

Jung, D.Y. The clinical effect of locally delivered minocycline in association with flap surgery for the treatment of chronic severe periodontitis: a split-mouth design. pg. 753-759

Cairo, F. Coronally advanced flap with and without connective tissue graft for the treatment of single maxillary gingival recession with loss of inter-dental attachment. A randomized controlled clinical trial. pg. 760-768

Pommer, B. Prevalence, location and morphology of maxillary sinus septa: systematic review and meta-analysis. pg. 769-773

DOBecker, K. Impact of abutment material and dis-/re-connection on soft and hard tissue changes at implants with platform-switching. pg. 774-780

Lee, J. Crestal remodelling and osseointegration at surface-modified commercially pure titanium and titanium alloy implants in a canine model. pg. 781-788

Schwarz, F. Combined surgical therapy of peri-implantitis evaluating two methods of surface debridement and decontamination. A two-year clinical follow up report. pg. 789-797

Minami, H. Twelve-year results of a direct-bonded partial prosthesis in a patient with advanced periodontitis: A clinical report. pg. 69-73

Hosseini, M. Fracture mode during cyclic loading of implant-supported single-tooth restorations. pg. 74-83

Siarampi, E. Flexural strength and the probability of failure of cold isostatic pressed zirconia core ceramics. pg. 84-95

Kim, J.H. Fracture load of zirconia crowns according to the thickness and marginal design of coping. pg. 96-101

Acar, O. Surface detail reproduction under simulated pulpal pressure: A 3-dimensional optical profilometer and scanning electron microscopy evaluation. pg. 102-113

Erbe, C. Dimensional stability of contemporary irreversible hydrocolloids: Humidor versus wet tissue storage. pg. 114-122

Pae, A. The prosthetic rehabilitation of a panfacial fracture patient after reduction: A clinical report. pg. 123-128

Goveas, R. Silicone nasal prosthesis retained by an intranasal stent: A clinical report. pg. 129-132

Maalhigh-Fard, A. Modification of a smooth staple implant abutment. pg. 133-135

**ORAL SURGERY, ORAL MEDICINE, ORAL PATHOLOGY, ORAL RADIOLOGY, &
ENDODONTICS VOLUME 114(2) AUGUST 2012**

Edwards, P.C. Reflections on my first year as Oral Pathology Section Editor: "the good, the less than ideal, and the downright ugly". pg. 143-146 Editorial

Esposito, L. Hyper-IgE syndrome: dental implications. pg. 147-153

Gouvea, A.F. Nodular lesion in the anterior hard palate. pg. 154-159

Zhong, L. Surgical management of solitary venous malformation in the midcheek region. pg. 160-166

Lee, J.H. The 3D CT superimposition method using image fusion based on the maximum mutual information algorithm for the assessment of oral and maxillofacial surgery treatment results. pg. 167-174

Shen, Y. Using computer simulation and stereomodel for accurate mandibular reconstruction with vascularized iliac crest flap. pg. 175-182

Xu, T. Combination of intermittent hydrostatic pressure linking TGF- β 1, TNF- α on modulation of proteoglycan 4 metabolism in rat temporomandibular synovial fibroblasts. pg. 183-192

Triantafillidou, K. Ossifying fibroma of the jaws: a clinical study of 14 cases and review of the literature. pg. 193-199

Bhargava, S. Effect of handheld mobile phone use on parotid gland salivary flow rate and volume. pg. 200-206

Foley, J. Oral fluids that detect cardiovascular disease biomarkers. pg. 207-214

Gorugantula, L.M. Salivary basic fibroblast growth factor in patients with oral squamous cell carcinoma or oral lichen planus. pg. 215-222

Geng, N. Solid variant of keratocystic odontogenic tumor with ameloblastomatous transformation: a case report and review of the literature. pg. 223-229

Fonseca, F.P. Clinicopathologic analysis of 493 cases of salivary gland tumors in a Southern Brazilian population. pg. 230-239

Mashhadiabbas, F. The immunohistochemical characterization of MMP-2, MMP-10, TIMP-1, TIMP-2, and podoplanin in oral squamous cell carcinoma. pg. 240-250

Konishi, M. Important technical parameters are not presented in reports of intraoral digital radiography in endodontic treatment: recommendations for future studies. pg. 251-258e6

Liu, M.Q. Condylar remodeling accompanying splint therapy: a cone-beam computerized tomography study of patients with temporomandibular joint disk displacement. pg. 259-265

Sakamoto, J. Comparison of various methods for quantification of apparent diffusion coefficient of head and neck lesions with HASTE diffusion-weighted MR imaging. pg. 266-276